


December 2003



Features

- Uncooled 1300 nm Fabry-Perot Laser Diode
- Wide operating temperature range -40°C to +85°C
- High reliability
- Built-in monitor diode
- 1.25 Gbps
- Ball lens or receptacle type of packaging

Applications

- Fiber Channel and Gigabit Ethernet applications up to 1.25 Gbps
- Optical communications systems

Ordering Information

ZL60404TBD	TO-56 with lens
ZL60404TDD	ST type connector
ZL60404TED	SC type connector
ZL60404TFD	FC type connector

-40°C to +85°C

Description

The Fabry-Perot Laser Diode Receptacle type series is designed for use with SC, FC and ST type fiber connectors as source in telecom and datacom applications.

The ZL60404 is a 1310 nm MQW (Multiple Quantum Well) Fabry-Perot laser diode, integrated with a monitor diode.

The hermetically sealed package includes a ball lens for improved coupling efficiency.

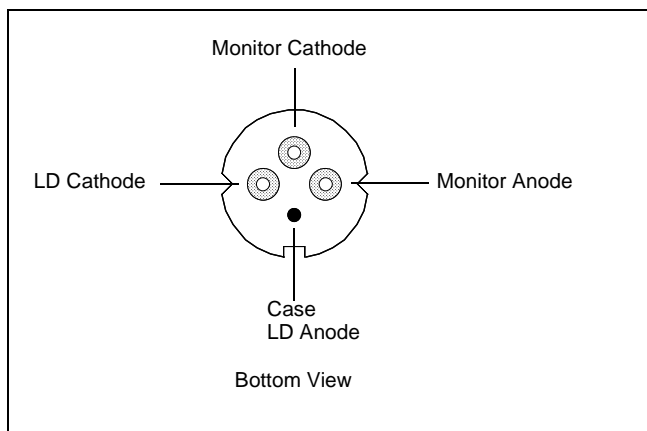


Figure 1 - PIN Diagram

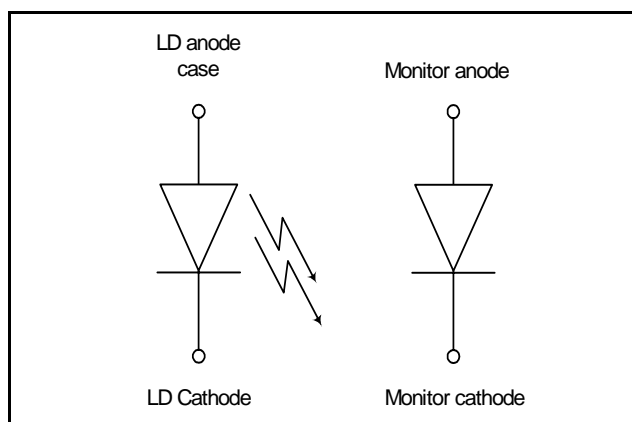


Figure 2 - Functional Schematic

Electrical and Optical Characteristics ($T_C = 25^\circ\text{C}$)

Parameter	Symbol	Conditions	Min.	Typ.	Max.	Unit
Threshold Current	I_{th}	CW		10	15	mA
Operating Voltage	V_{op}	CW, $I_f = I_{th} + 20\text{ mA}$		1.3	1.5	V
Optical Output Power	P_f	CW, $I_f = I_{th} + 20\text{ mA}$		0.6		mW
Wavelength	λ	CW, $I_{th} + 20\text{ mA}$	1290	1310	1330	nm
Spectral Width	$\Delta\lambda$	CW, $I_{th} + 20\text{ mA}$		1	3	nm
Rise and Fall Times	t_r, t_f	$I_f = I_{th} + 20\text{ mA}$, 20-80%			300	ps
Tracking Error	$\Delta P_f / P_f$	APC, $0 - +70^\circ\text{C}$ $-40^\circ\text{C} - +85^\circ\text{C}$	-1.5 -2.5		1.5 2.5	dB
Monitor Current	I_D	CW, $I_{th} + 20\text{ mA}$, $V_{RD} = 1\text{ V}$	100			μA
Monitor Dark Current	I_D	$V_{RD} = 5\text{ V}$			1	μA
Monitor Capacitance	C_D	$V_{RD} = 5\text{ V}$, $f = 1\text{ MHz}$		10	15	pF

Absolute Maximum Ratings

Parameter	Symbol	Rating	Unit
LD Reverse Voltage	V_{RL}	2	V
PD Reverse Voltage	V_{RD}	20	V
PD Forward Current	I_f	2.0	mA
Operating Temperature	T_{op}	$-40 - +85$	$^\circ\text{C}$
Storage Temperature	T_{stg}	$-40 - +85$	$^\circ\text{C}$

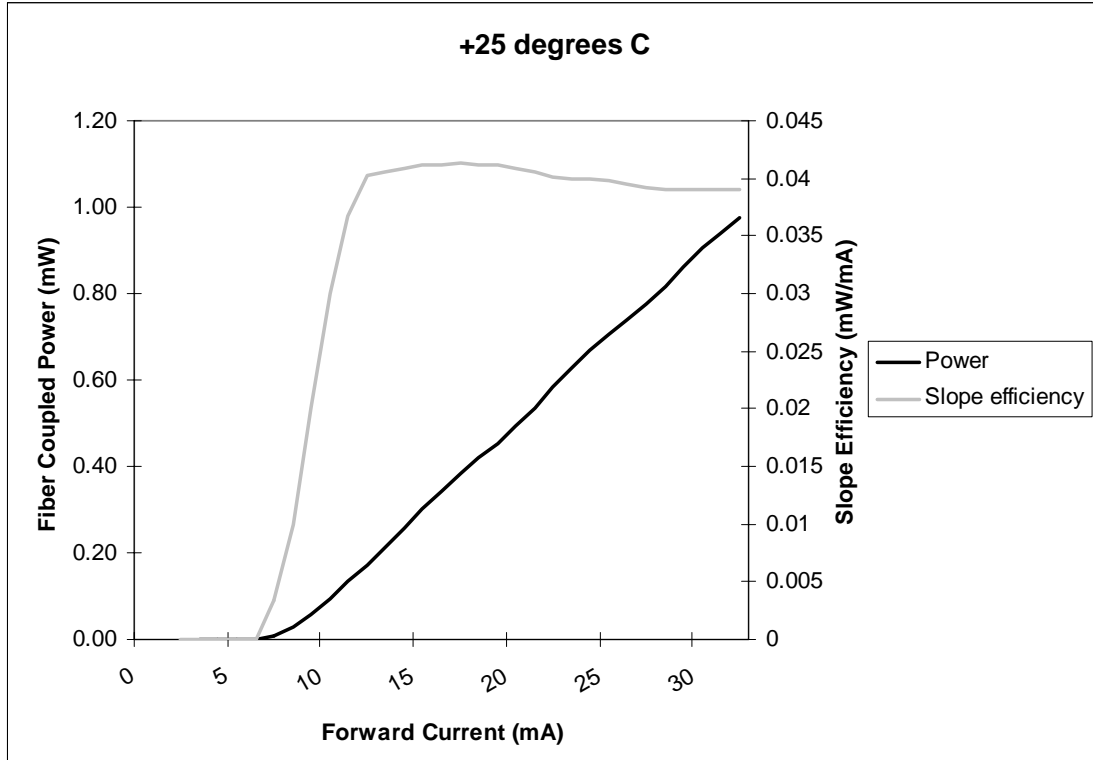


Figure 3 - Typical Fiber Coupled Power and Slope Efficiency at Room Temperature

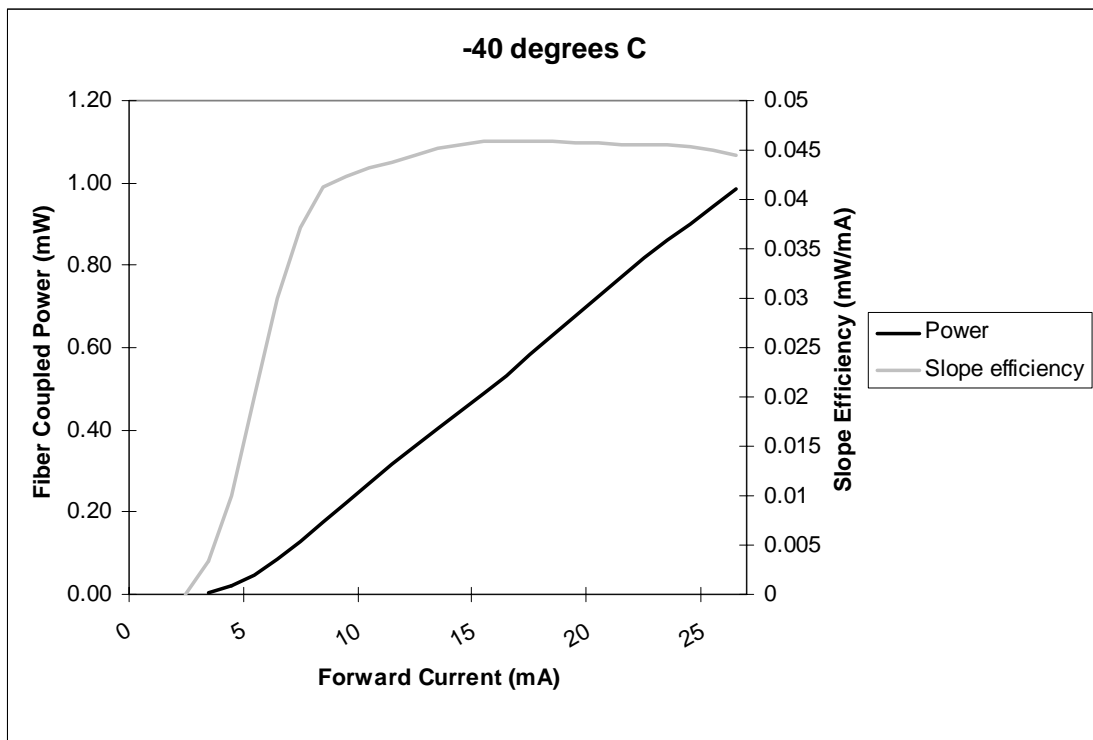


Figure 4 - Typical Fiber Coupled Power and Slope Efficiency at Low Temperature

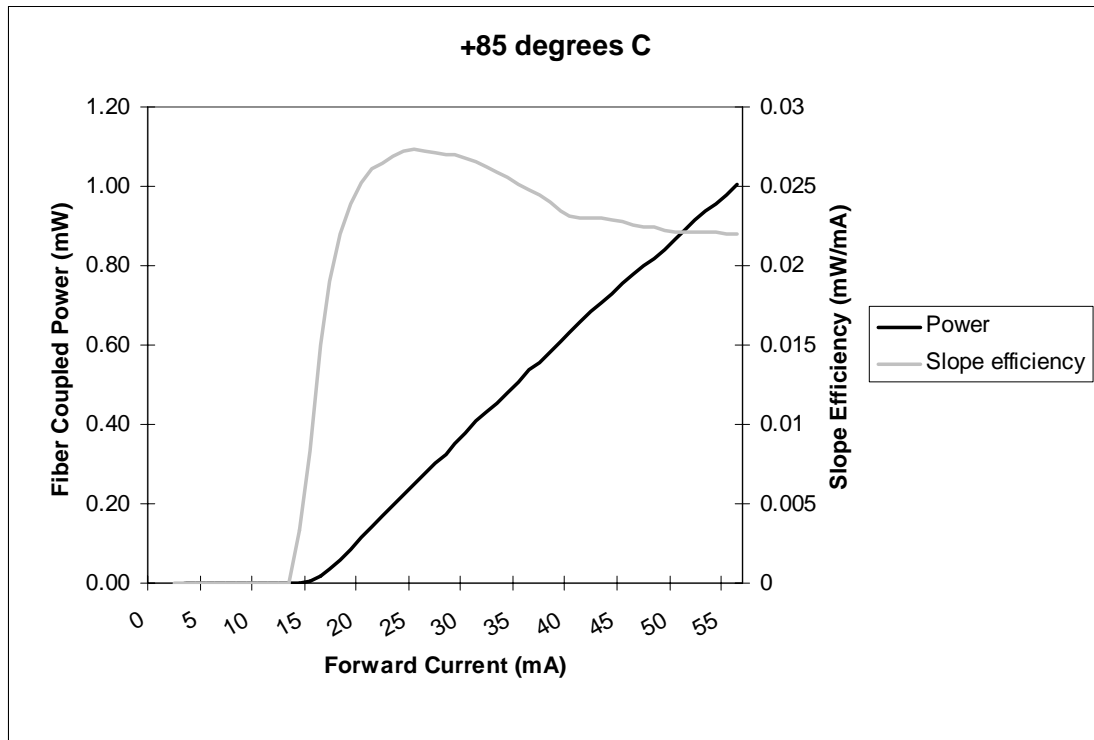
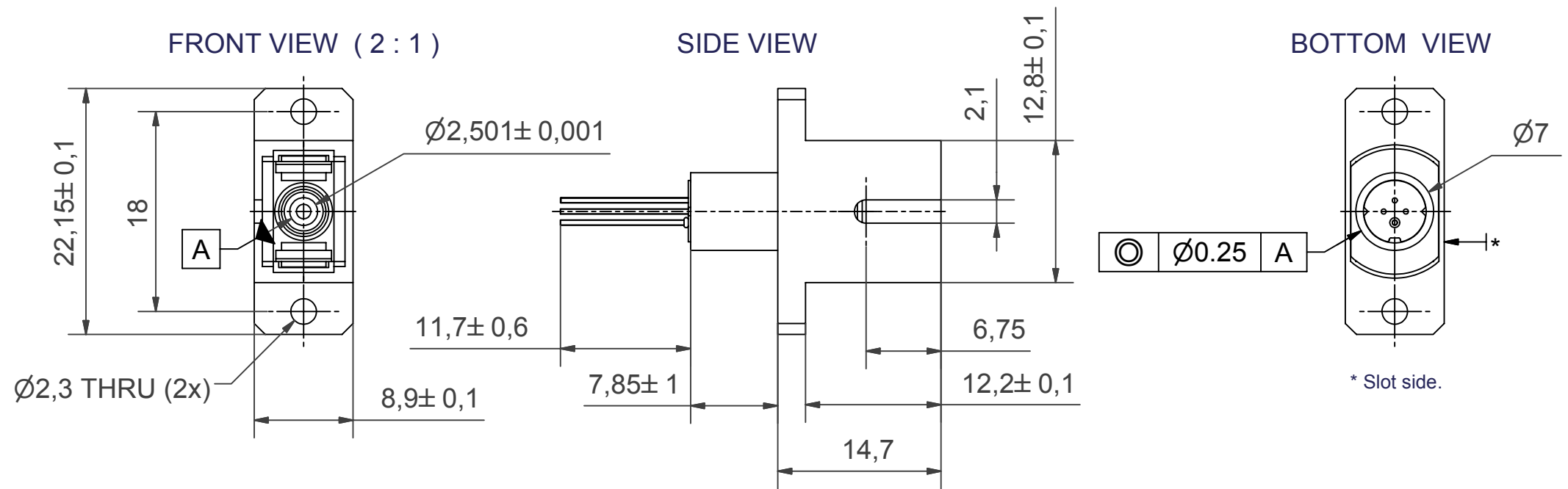
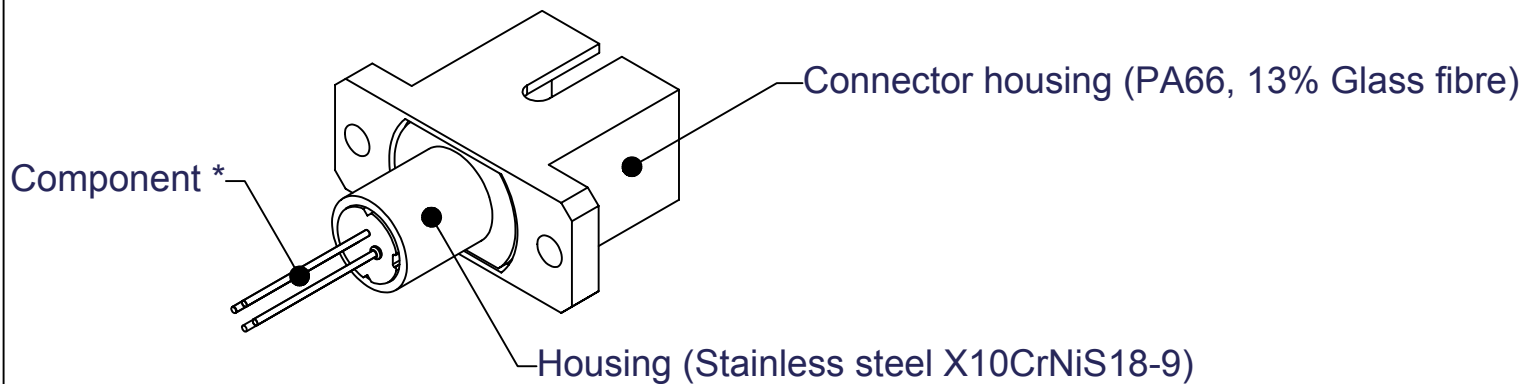


Figure 5 - Typical Fiber Coupled Power and Slope Efficiency at High Temperature



ISOMETRIC VIEW



NOTES:-

1. All dimensions in mm.
2. General tol. ISO-2768-mK.

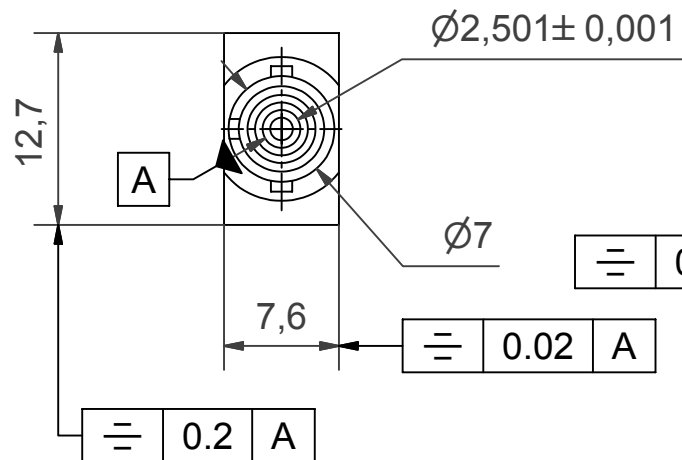
* For details of the component, see separate data sheet and/or package drawing.

Projection

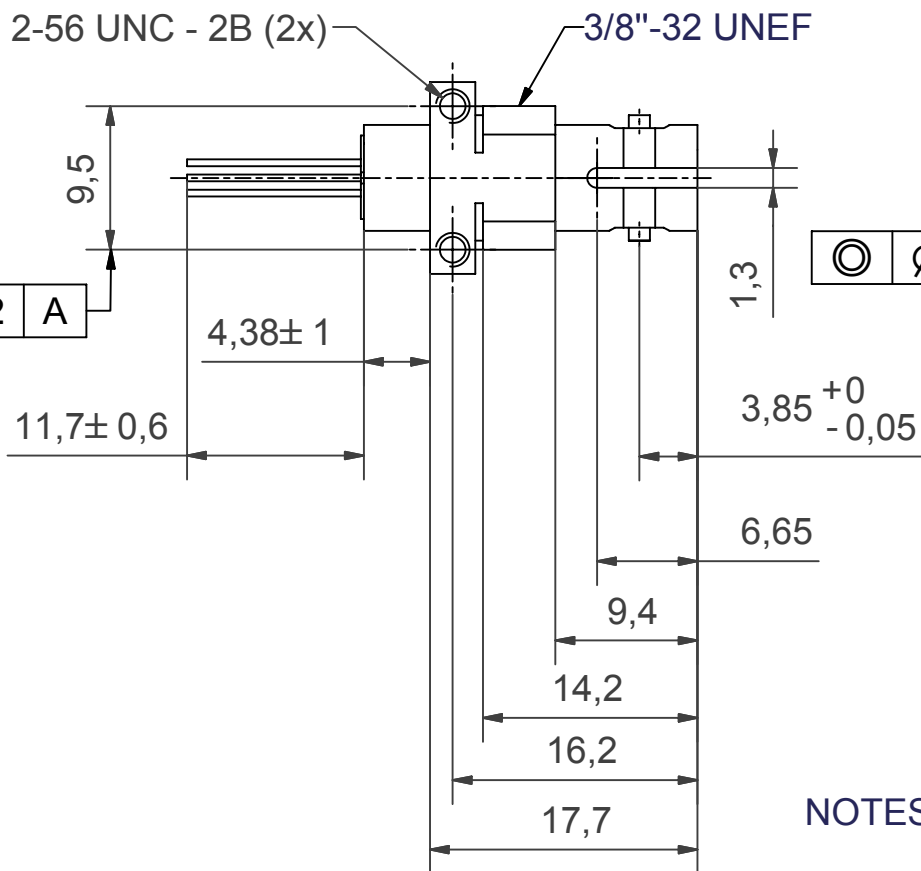
© Zarlink Semiconductor 2002. All rights reserved.					Package code TE	
ISSUE	1				Previous package codes	Drawing type
ACN	101512rev 1					TO-56 Package Outline in SC Connector housing
DATE	17-NOV-03					Title
APPRD.	PD\US					101512



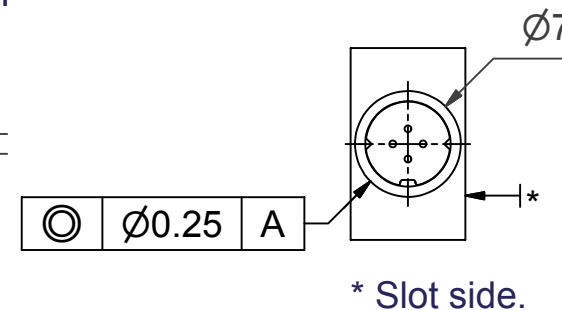
FRONT VIEW (2 : 1)



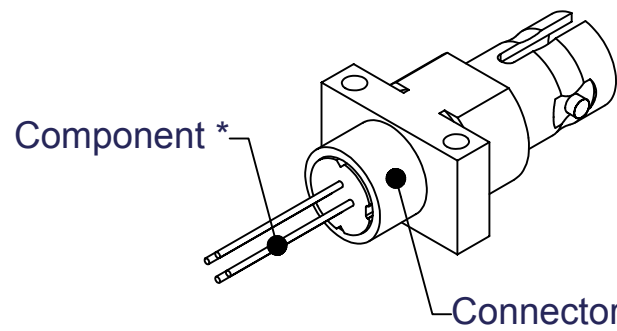
SIDE VIEW



BOTTOM VIEW



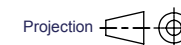
ISOMETRIC VIEW



NOTES:-

1. All dimensions in mm.
2. General tol. $\pm 0,1$ mm.

* For details of the component, see separate data sheet and/or package drawing.



© Zarlink Semiconductor 2002. All rights reserved.

ISSUE	1			
ACN	101514 rev1			
DATE	17-NOV-03			
APPRD.	PD\US			

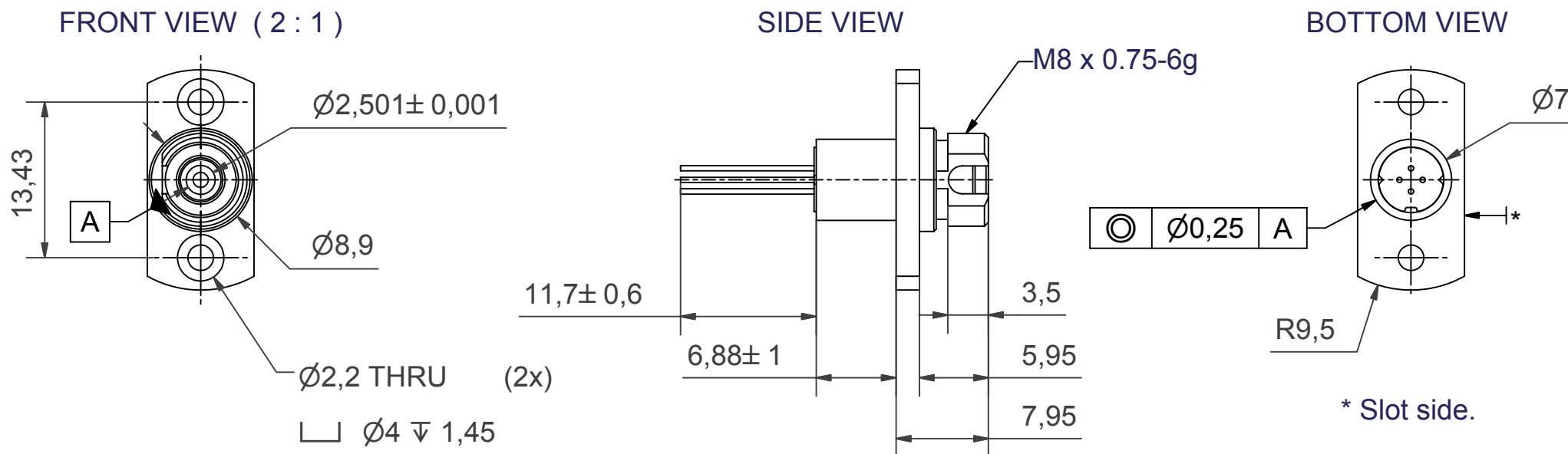


Previous package codes

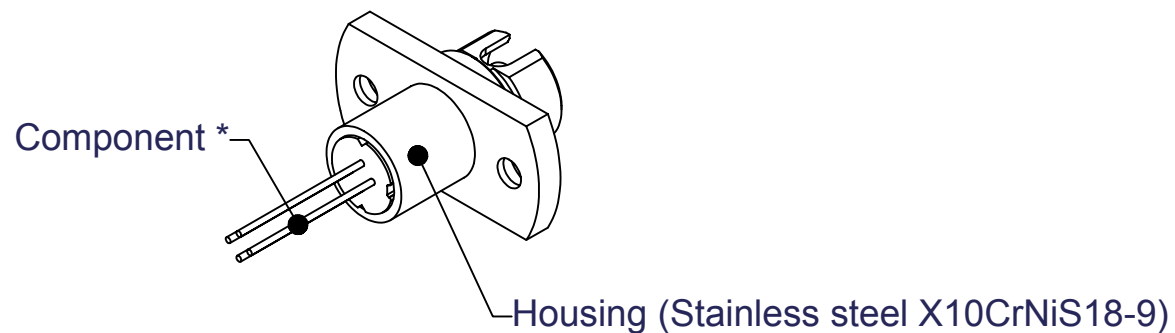
Package code **TD**

Drawing type
TO-56 Package Outline in ST
Connector housing

Title **101514**



ISOMETRIC VIEW



NOTES:-

1. All dimensions in mm.
2. General tol. ISO-2768-mK.

* For details of the component, see separate data sheet and/or package drawing.



© Zarlink Semiconductor 2002. All rights reserved.					Package code TF	
ISSUE	1				Previous package codes	Drawing type
ACN	101513 rev1					TO-56 Package Outline in FC Connector housing
DATE	17-NOV-03					Title
APPRD.	PD\US					101513





**For more information about all Zarlink products
visit our Web Site at
www.zarlink.com**

Information relating to products and services furnished herein by Zarlink Semiconductor Inc. trading as Zarlink Semiconductor or its subsidiaries (collectively "Zarlink") is believed to be reliable. However, Zarlink assumes no liability for errors that may appear in this publication, or for liability otherwise arising from the application or use of any such information, product or service or for any infringement of patents or other intellectual property rights owned by third parties which may result from such application or use. Neither the supply of such information or purchase of product or service conveys any license, either express or implied, under patents or other intellectual property rights owned by Zarlink or licensed from third parties by Zarlink, whatsoever. Purchasers of products are also hereby notified that the use of product in certain ways or in combination with Zarlink, or non-Zarlink furnished goods or services may infringe patents or other intellectual property rights owned by Zarlink.

This publication is issued to provide information only and (unless agreed by Zarlink in writing) may not be used, applied or reproduced for any purpose nor form part of any order or contract nor to be regarded as a representation relating to the products or services concerned. The products, their specifications, services and other information appearing in this publication are subject to change by Zarlink without notice. No warranty or guarantee express or implied is made regarding the capability, performance or suitability of any product or service. Information concerning possible methods of use is provided as a guide only and does not constitute any guarantee that such methods of use will be satisfactory in a specific piece of equipment. It is the user's responsibility to fully determine the performance and suitability of any equipment using such information and to ensure that any publication or data used is up to date and has not been superseded. Manufacturing does not necessarily include testing of all functions or parameters. These products are not suitable for use in any medical products whose failure to perform may result in significant injury or death to the user. All products and materials are sold and services provided subject to Zarlink's conditions of sale which are available on request.

Purchase of Zarlink's I²C components conveys a licence under the Philips I²C Patent rights to use these components in and I²C System, provided that the system conforms to the I²C Standard Specification as defined by Philips.

Zarlink, ZL and the Zarlink Semiconductor logo are trademarks of Zarlink Semiconductor Inc.

Copyright Zarlink Semiconductor Inc. All Rights Reserved.

TECHNICAL DOCUMENTATION - NOT FOR RESALE
