

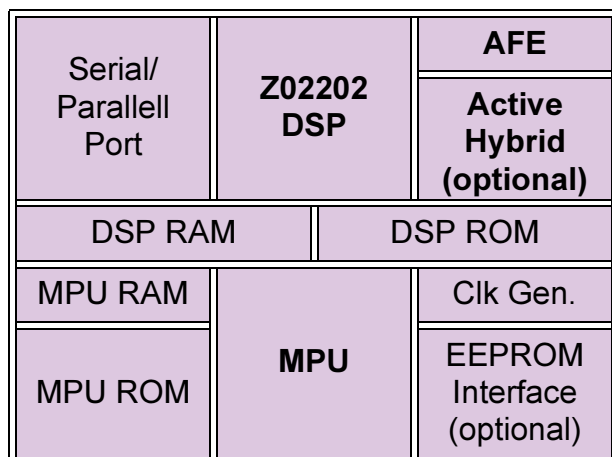


PB001701-0601

# Z02215

## SINGLE-CHIP MODEM

### Product Block Diagram



### Features

- Complete modem Integrated Circuit with integrated controller, data pump and Analog Front End (AFE)
- Includes an AT command set interpreter in the on-chip ROM with no external memory required
- On-chip software-selectable active hybrid
- Programmable country parameters
- Data modem throughput to 2400 bps full-duplex
  - ITU V.22bis, V.23, V.22, V.21
  - Bell 212A, Bell 103, Bell 202, Bell 202T
  - V.23 with Minitel line reversal
- Parallel and Serial Host Interface
- On-chip peripheral, a full-duplex voice band AFE with 12-bit resolution

- Includes V.14 asynchronous to synchronous conversion
- Voice answer detection
- Line-In-Use detection before connection
- Pick-up detection during connections
- Fully-programmable call progress detectors for precise call program monitoring, including signal quality detectors, tone detectors, tone generators, and transmit signal levels that aid in rapid country qualifications
- Dynamic power management: power-saving SLEEP modes
- North American Type-I Caller ID
- Small 44-Pin VQFP footprint
- Single +5 VDC power supply
- 0°C to +70°C standard temperature range and -40°C to +85°C extended temperature range

### Benefits

- Simplifies global modem certifications
- Easy to integrate and short design time
- Reduce time to market by 50%
- Minimal external logic

### Target Applications

- Transaction Processing terminals
- Set-top boxes
- Security applications
- Remote telemetry

## General Description

The Z02215 is a synchronous single-chip V.22bis modem capable of 2400 bps full-duplex over dial-up lines. The Z02215 is a full-featured, self-controlled modem that includes a modem controller, digital signal processing (DSP), and Analog Front End (AFE) functions. A software-selectable active hybrid is available on-chip to minimize the external logic. This device is specifically designed for use in embedded modem applications where space, performance, and low-power consumption are key requirements. A typical modem can be created by simply adding a phone-line interface (DAA), and Data Terminal Equipment (DTE) interface.

The Z02215 can be programmed with country parameters using AT commands or the EEPROM interface. AT commands can be used to load the country parameters from host controller onto the Z02215. Configuration of the controller code using AT commands or the EEPROM interface simplifies country qualifications.

Operating over the Public Switched Telephone Network (PSTN), the Z02215 meets the modem standards for V.22bis, V.22, V.23 (Minitel), V.21, Bell 212A, Bell 202, Bell 202T, and Bell 103.

All modulation, demodulation, filtering, Analog to Digital (A/D), and Digital to Analog (D/A) conversion functions for transmission and reception are provided on-chip. Automatic compromise equalizers are included to optimize performance over a wide range of line types.

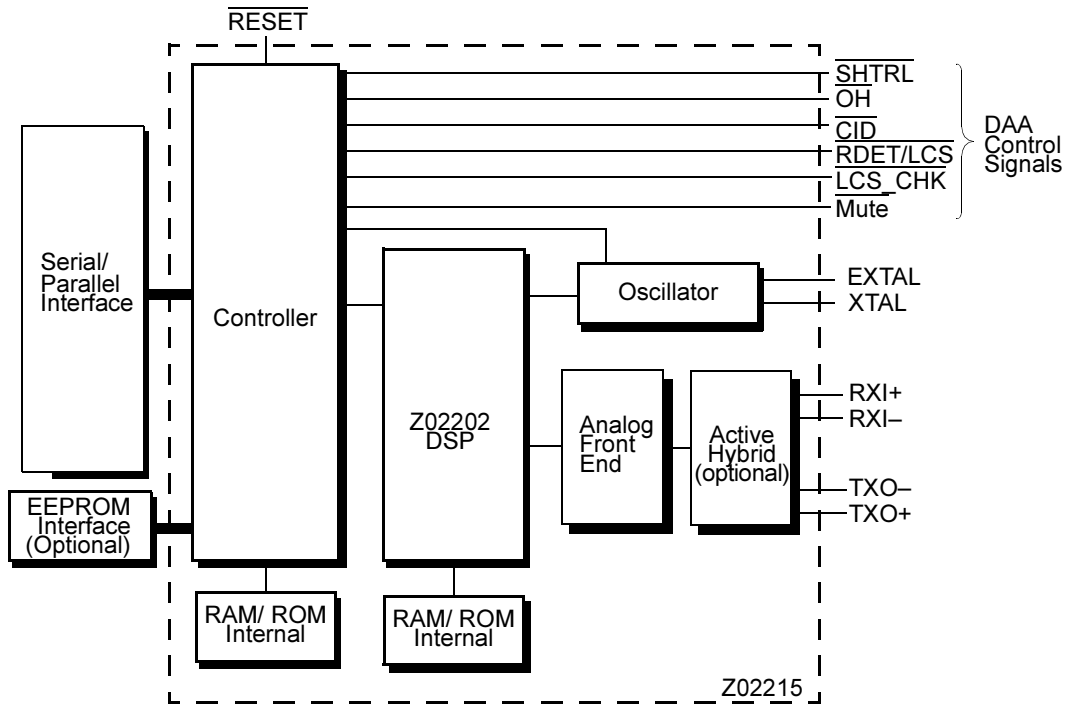
Transmit drivers and receive amplifiers can be connected directly to a Data Access Arrangement (DAA) by adding a transformer, or a silicon DAA, reducing the external circuits to a minimum.

In addition, the Z02215 provides further system-level savings by providing built-in filters for both the transmitter analog output and the receiver analog input. This configuration eliminates the need for external filtering components.

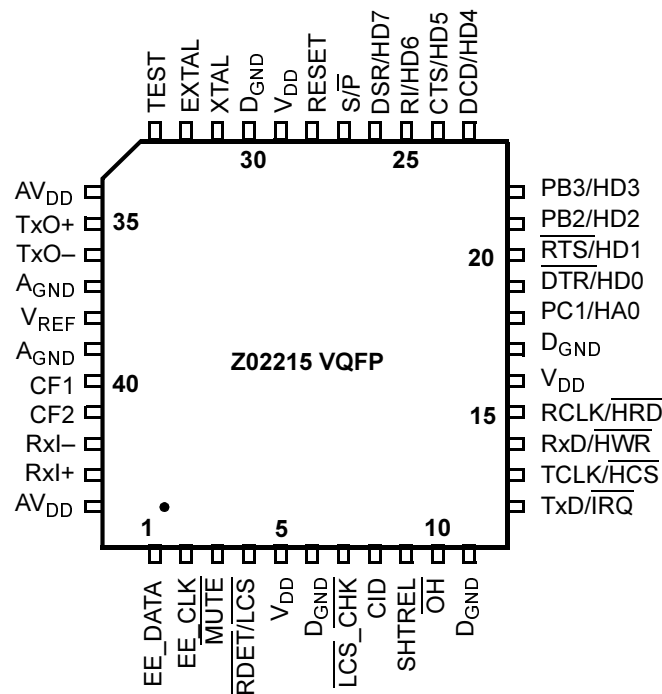
The Analog Front End of the Z02215 includes an active hybrid circuit that improves modem performance and reduces system-level costs by reducing the requirement for external components.

The Z02215 device operates on a single +5 VDC power supply. During periods of no traffic, the modem can be placed into SLEEP mode, reducing power consumption through Dynamic Power Management.

## Z02215 Block Diagram



## Z02215 Family Pin Diagram





## Applications and Support Tools

The following evaluation tools are available for the Z02215 Single Chip Modem:

- Z0221500ZCO Evaluation Kit. Includes evaluation board, power supply, user manual, software.
- Diplomat™ software utility is included in the Z0221500ZCO Evaluation Kit.

## Related Products

Related products of interest are:

Z02202	2400bps Modem Data Pump + Analog Front End
Z02922	9600bps Modem Data Pump + Analog Front End
Z02205	Modem Controller
CPC5604	LiteLink™ programmable Data Access Arrangement I.C. from CP Clare, Inc.

## Electrical Features Summary

- 4.5V to 5.5V Operating Range
- 0°C to +70°C standard temperature range or –40°C to +85°C extended temperature range

## Ordering Information

Part	PSI	Description
Z0221524VSCR503R	PLCC	24.576 MHz
Z0221524VECR503R	PLCC	24.576 MHz
Z0221524ASCR503R	VQFP	24.576 MHz
Z0221524AECR503R	VQFP	24.576 MHz

## Document Disclaimer

©2001 by ZiLOG, Inc. All rights reserved. Information in this publication concerning the devices, applications, or technology described is intended to suggest possible uses and may be superseded. ZiLOG, INC. DOES NOT ASSUME LIABILITY FOR OR PROVIDE A REPRESENTATION OF ACCURACY OF THE INFORMATION, DEVICES, OR TECHNOLOGY DESCRIBED IN THIS DOCUMENT. ZiLOG ALSO DOES NOT ASSUME LIABILITY FOR INTELLECTUAL PROPERTY INFRINGEMENT RELATED IN ANY MANNER TO USE OF INFORMATION, DEVICES, OR TECHNOLOGY DESCRIBED HEREIN OR OTHERWISE. Devices sold by ZiLOG, Inc. are covered by warranty and limitation of liability provisions appearing in the ZiLOG, Inc. Terms and Conditions of Sale. ZiLOG, Inc. makes no warranty of merchantability or fitness for any purpose Except with the express written approval of ZiLOG, use of information, devices, or technology as critical components of life support systems is not authorized. No licenses are conveyed, implicitly or otherwise, by this document under any intellectual property rights.