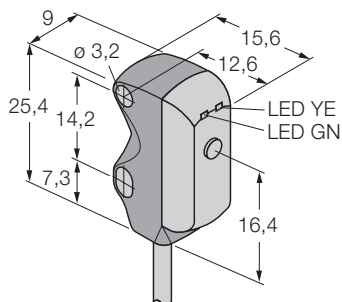
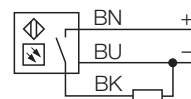


Photoelectric sensor retro-reflective sensor VS3RP5XLV



- miniature sensor
- retro-reflective sensor
- dark operate

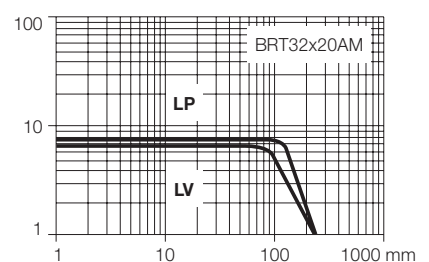
Wiring diagram



With retro-reflective sensors, emitter and receiver are incorporated in one compact housing. The light beam of the emitter is directed towards a reflector which returns the light back to the receiver. An object is detected when it interrupts this beam. Retro-reflective sensors incorporate some of the advantages of opposed mode sensors (good contrast and high excess gain). Further it is merely required to install and wire a single device. Devices with polarisation filter should be used for detection of shiny targets.

Excess gain curve

Excess gain in relation to the distance



Type	VS3RP5XLV
Ident-No.	3063717
Operating mode	Retro-reflective sensor
Type of light	red
Wave length	680 nm
Operating temperature	-20 ... + 55 °C
Rated operational voltage (DC) U_B	10... 30 VDC
Rated operational current (DC) I_B	≤ 50 mA
No-load current I_0	≤ 25 mA
Short-circuit protection	yes, cyclic
Reverse polarity protection	yes
Output function	normally open, PNP
Switching frequency	≤ 500 Hz
Max. switch-on delay	≤ 150 ms
Housing style	rectangular; VS3
Housing material	plastic, ABS
Lens	Kunststoff, Acryl
Wiring	cable
Cable length	2 m
Cable cross section	3 x 0,34 mm ²
Degree of protection	IP67
Supply voltage indication	LED green
Switching status indication	LED yellow
Error indication	LED green