

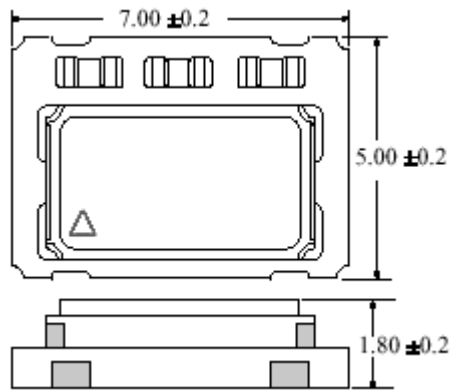
VTC1 Series

Featuring

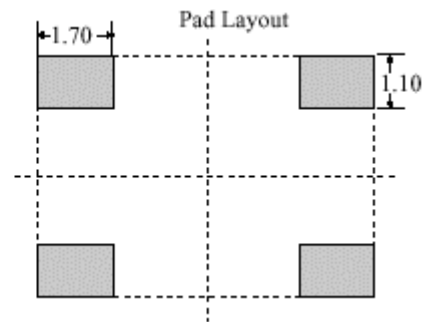
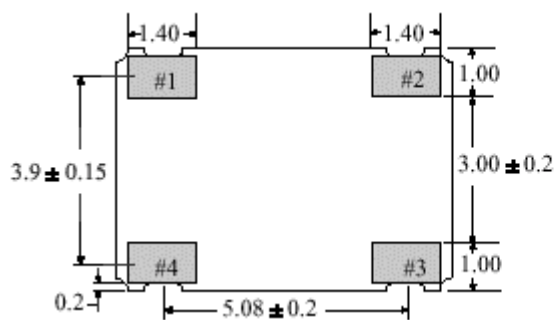
- High Performance in a 5x7 package
- Tape and Reel
- Reflow Solderable
- Low Cost
- <2.0 mm tall



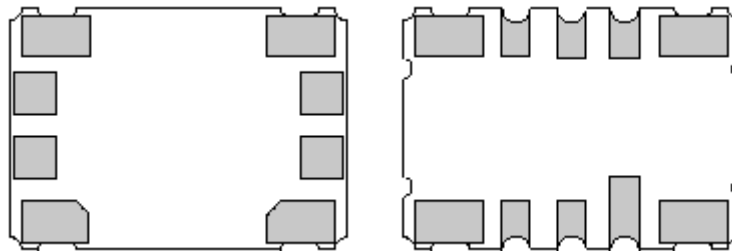
Frequency Range	10 MHz to 26 MHz
Standard Frequency	10, 12.8, 13, 14.4, 15.36, 16.8, 19.2, 19.44, 19.68, 19.8, 20
Input Voltage	A = 5.0v B = 3.3v C = 3.0v D = 2.8v
Output	0.8 Vp-p min. Clipped Sinewave
Load	10 Kohms // 10pF
Pulling Range	0 = TCXO, No Control Voltage 1 = ± 5 ppm 2 = ± 8 ppm 3 = ± 10 ppm
Frequency Stability	1 = ± 1 ppm B = ± 1.5 ppm 2 = ± 2 ppm C = ± 2.5 ppm 3 = ± 3 ppm D = ± 3.5 ppm 4 = ± 4 ppm 5 = ± 5 ppm
Temperature Range	A = 0 to 55° B = -10 to 60° C = -20 to 70° D = -30 to 80 ° E = -40 to 85°
Stability vs. Supply	± 0.3 ppm max
Aging (typical)	<1.0ppm/year
Current	1.5mA max. (10 to 15 MHz) 2.0mA max. (15 to 20 MHz)
Phase Noise (Typical)	100 Hz - 110dBc/Hz 1 kHz - 125dBc/Hz 100 kHz - 130dBc/Hz



Pin Connection	
#1	Vcont or NC
#2	GND
#3	OUTPUT
#4	Vcc



Note: Depending upon electrical options, different program layout may be used. However, both are compliant to the connection and pad layout of the above.



Note: The middle pads should be left open.