

Shuts off the circuit current in a quick and stable manner.

Circuit Protector Element Series (Surface-mount Package)

■ Overview

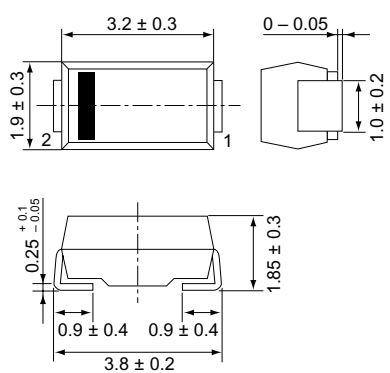
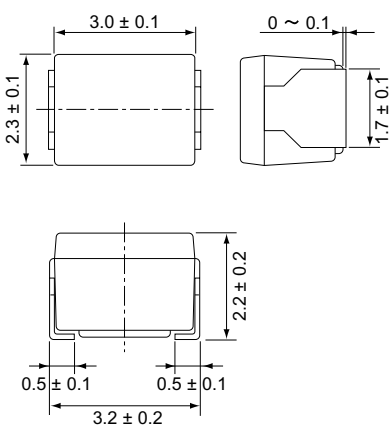
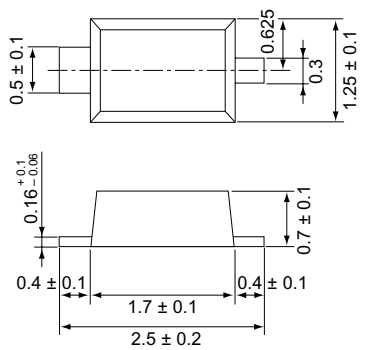
Our Circuit protector element series protect semiconductors and their circuits with excellent shut-off characteristics. Suitable for protection of interface circuit in PC and OA equipment.

■ Features

- Sharp shut-off characteristics and low voltage drop.
- Flame retardant package and low heat generation, enabling high-density mounting.
- The package is molded with a high dimensional accuracy.
- Small sized surface-mount types are available.

■ Package information (Surface-mount type)

Unit : mm

1	2	3
<p>Half new mini-power 2-pin package</p>  <p>UL approved (File No. E194052)</p>	<p>Small new mini-power 2-pin package</p> 	<p>S-mini-power 2-pin package</p> 

The products and specification are subject to change without any notice. Please ask for the latest Product Standards to guarantee the satisfaction of your product requirements.

Semiconductor Company, Matsushita Electronics Corporation

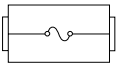
■ Half new mini-power type 2-pin (UNHH200 series),
Small new mini-power type 2-pin (UNHS200 series), and
S-mini type 2-pin (UNHZ200 series)

● Features


- 1) Shut-off characteristics are extremely stable.
- 2) Low internal resistance and low voltage drop.
- 3) Small sized surface-mount type package, enabling high-density mounting.
- 4) Molded in flame retardant package.
- 5) Certified Underwriters Laboratories.

● Half new mini-power type package (2-pin)
UNHH200 series

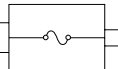
* UL approved (File No. E194052)

Part No.	Rated current (A)	Break-down current (A)±20 %	Internal resistance (mΩ)	Rated Voltage (V)	Operating ambient temperature (°C)	Storage temperature (°C)	Package	Equivalent circuit
UNHH200 *	0.5	1.0	128	50	-55 to +125	-55 to +125	Half new mini power (Package No.1)	
UNHH201 *	0.7	1.4	84					
UNHH202 *	1.0	2.0	60					
UNHH203 *	1.2	2.4	48					
UNHH204 *	1.5	3.0	40					
UNHH205 *	1.8	3.6	32					
UNHH206 *	2.3	4.6	24					

● Small new mini-power package (2-pin)
UNHS200 series

Part No.	Rated current (A)	Break-down current (A)±20 %	Internal resistance (mΩ)	Rated Voltage (V)	Operating ambient temperature (°C)	Storage temperature (°C)	Package	Equivalent circuit
UNHS200	0.5	1.0	130	50	-55 to +125	-55 to +125	Small new mini power (Package No.2)	
UNHS201	0.7	1.4	95					
UNHS202	1.0	2.0	58					
UNHS203	1.2	2.4	45					
UNHS204	1.5	3.0	38					
UNHS205	1.8	3.6	30					
UNHS206	2.3	4.6	22					

● S-mini type package (2-pin)
UNHZ200 series

Part No.	Rated current (A)	Break-down current (A)±20 %	Internal resistance (mΩ)	Rated Voltage (V)	Operating ambient temperature (°C)	Storage temperature (°C)	Package	Equivalent circuit
UNHZ201	0.7	1.4	88	50	-55 to +125	-55 to +125	S-mini type 2-pin (package No.3)	
UNHZ202	1.0	2.0	57					
UNHZ203	1.2	2.4	48					
UNHZ204	1.5	3.0	36					

Note 1) Standard Values

Note 2) Precautions in use

- Applying continuously a current exceeding the rated current causes heating of the package and can be dangerous.
- Please use these elements to circuits in the secondary side only.
Applying excessive power causes bursting of the package and can be dangerous.
- Since these elements do not correspond to current fuses, etc., according to legal regulations, avoid using symbols for these elements in circuit diagrams, etc., that may cause confusion with tubular fuses, etc.

Note 3) Since the series is under development, there may be some slight changes in the specifications.

If you have any inquiries and questions about the mass production schedule and the supply of samples, etc., please contact our sales department.