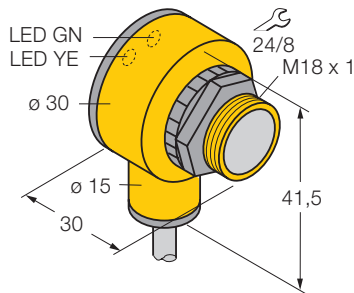
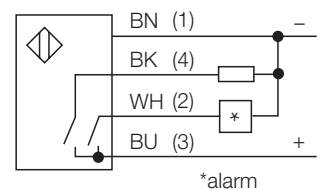
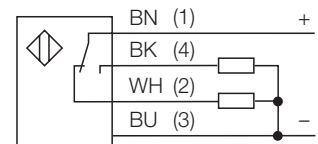


Photoelectric sensor retro-reflective sensor with polarisation filter T18SP6LP



- selectable light or dark operation or light operation with alarm function
- sensitivity adjustable via potentiometer
- cable, 2 m
- operational voltage 10..0.30 VDC
- degree of protection IP69K

Wiring diagram



With retro-reflective sensors, emitter and receiver are incorporated in one compact housing. The light beam of the emitter is directed towards a reflector which returns the light back to the receiver. An object is detected when it interrupts this beam. Retro-reflective sensors have a high function gain and good contrast performance. Further it is merely required to install and wire a single device.

Excess gain curve

Excess gain in relation to the distance

Type	T18SP6LP
Ident-No.	3464000
Operating mode	Retro-reflective sensor with polarising filter
Type of light	red
Wave length	680 nm
Operating temperature	-40 ...+ 70 °C
Rated operational voltage (DC) U_B	10... 30 VDC
Rated operational current (DC) I_B	≤ 150 mA
No-load current I_0	≤ 30 mA
Short-circuit protection	yes, cyclic
Reverse polarity protection	yes
Output function	connection programmable, PNP
Switching frequency	≤ 160 Hz
Max. switch-on delay	≤ 100 ms
Overload trip point	>220 mA
Housing style	cylindrical/thread; T18
Dimensions	30 x 30 x 41,5 mm
Housing material	plastic, PBT
Lens	Plastic, Acryl
Wiring	cable
Cable length	2 m
Cable cross section	4 x 0,5 mm ²
Degree of protection	IP68 - IP69K
Supply voltage indication	LED green
Switching status indication	LED yellow
Error indication	LED green flashing
Alarm indication	LED yellow flashing