

Description

The S03A1960N1 is a low profile 3 dB hybrid coupler in an easy to use surface mount package specially designed for PCS applications. The S03A1960N1 is ideal for balanced amplifiers and signal distribution and can be used in most high power designs. Parts have been run through rigorous qualifications and units are 100% tested. They are manufactured using materials with X and Y thermal expansion coefficients compatible with common substrates.

Features

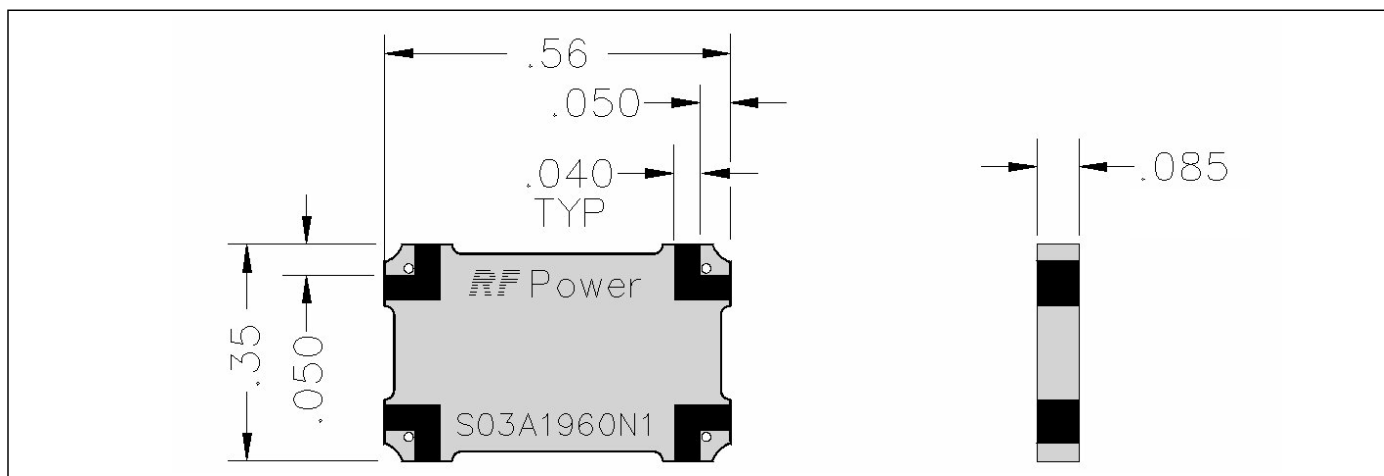
- 1.93 - 1.99 GHz
- 100 Watts
- Low Loss
- High Isolation
- 90° Quadrature
- Surface Mountable
- Tape and Reel
- Convenient Package
- 100% Tested

Electrical Specifications

Frequency GHz	Isolation dB Min	Insert. Loss dB Max	VSWR Max: 1
1.93 - 1.99	20	0.25	1.25
Amp. Bal. dB Max	Phase Bal. Degrees Max	Temp. °C	Power Avg. CW Watts
±0.20	3	-55 to +85	100

Specifications subject to change without notice.

Outline Drawing



VER. 2/7/02

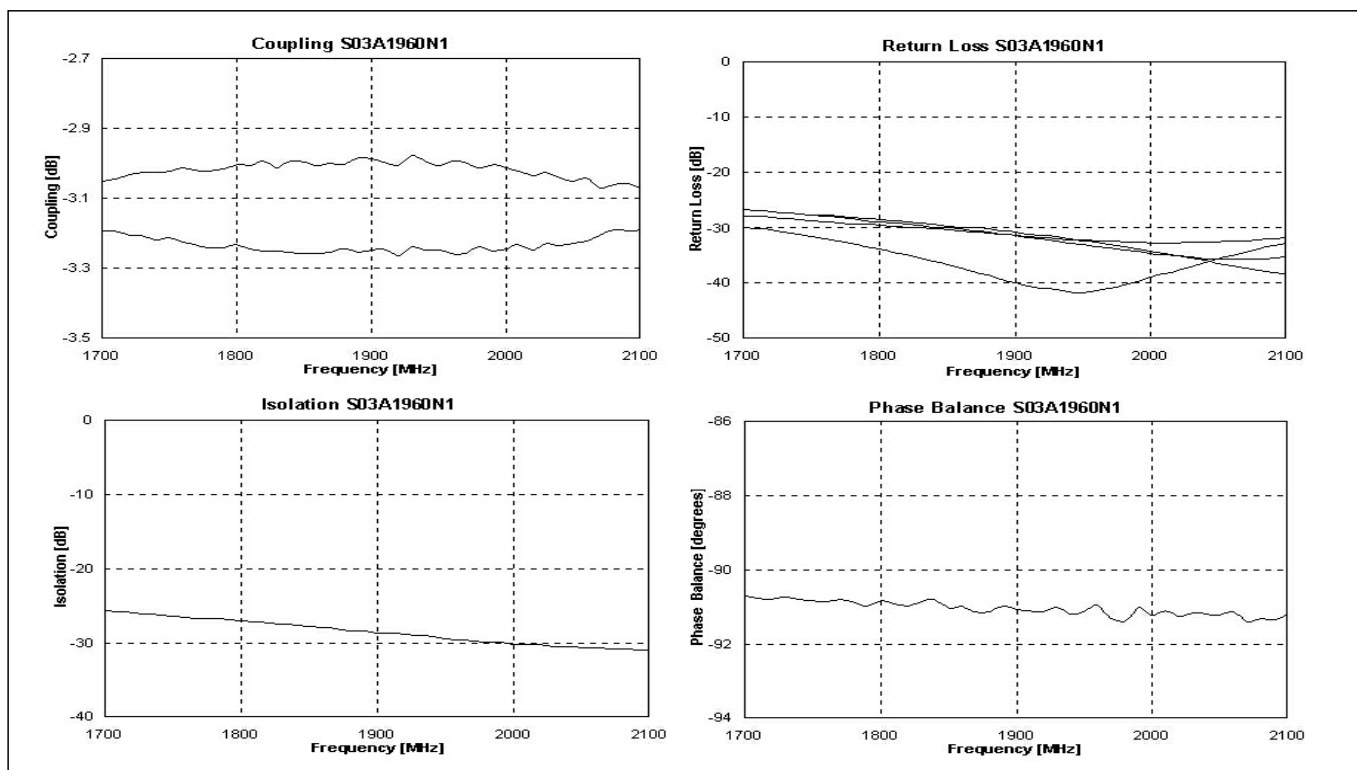


Available on Tape and Reel for Pick and Place Manufacturing.

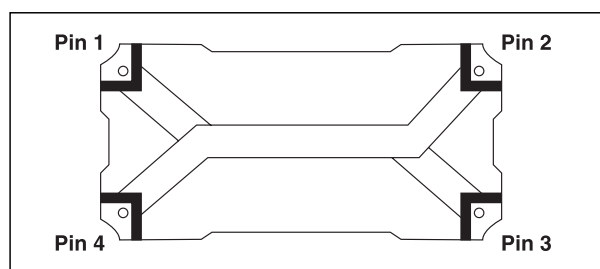
Sales Desk USA: Voice: (800) 544-2414 Fax: (315) 432-9121
Sales Desk Europe: Voice: (+44) 23 92 232392 Fax: (+44) 23 92 251369

www.anaren.com

Typical Performance

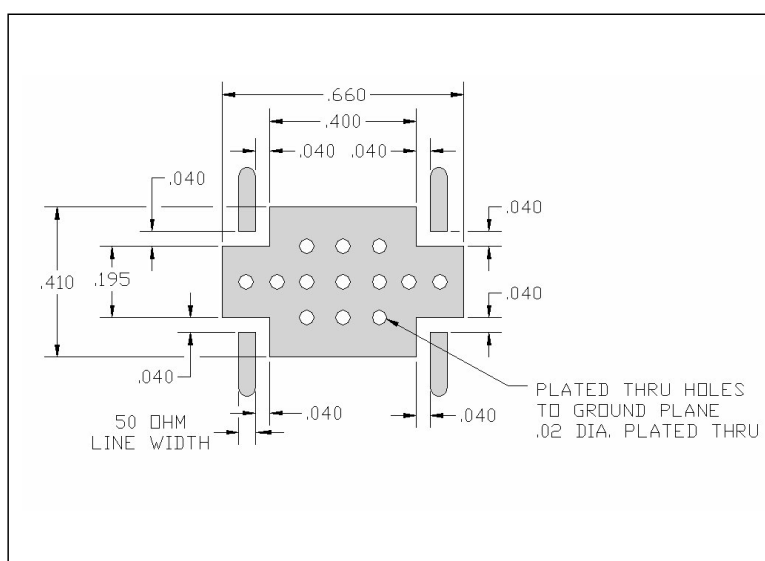


Pin Configuration



	Pin 1	Pin 2	Pin 3	Pin 4
#1	Input	Isolated	-3dB, -90°	-3dB, 0°
#2	Isolated	Input	-3dB, 0°	-3dB, -90°
#3	-3dB, -90°	-3dB, 0°	Input	Isolated
#4	-3dB, 0°	-3dB, -90°	Isolated	Input

Mounting Footprint



Available on Tape and Reel for Pick and Place Manufacturing.

