

SM12G45, SM12J45, SM12G45A, SM12J45A

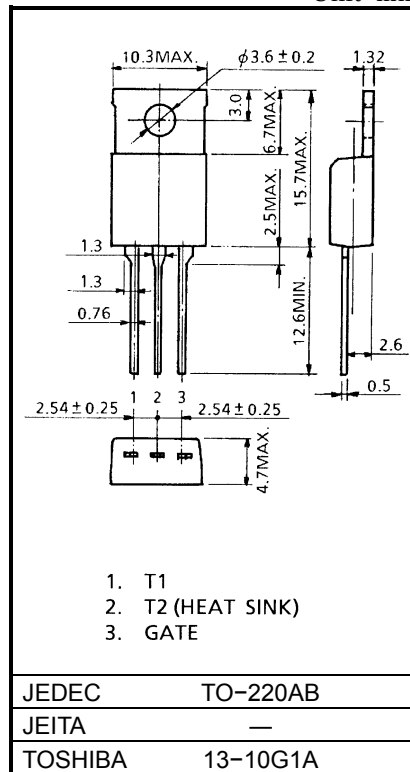
AC POWER CONTROL APPLICATIONS

- Repetitive Peak Off-State Voltage : $V_{DRM} = 400, 600V$
- R.M.S On-State Current : $I_T (RMS) = 12A$
- High Commutating (dv / dt)

MAXIMUM RATINGS

CHARACTERISTIC	SYMBOL	RATING	UNIT
Repetitive Peak Off-State Voltage	SM12G45 SM12G45A	400	V
	SM12J45 SM12J45A	600	
R.M.S On-State Current (Full Sine Waveform $T_c = 98^\circ C$)	$I_T (RMS)$	12	A
Peak One Cycle Surge On-State Current (Non-Repetitive)	I_{TSM}	120 (50Hz)	A
		132 (60Hz)	
$I^2 t$ Limit Value ($t = 1 \sim 10ms$)	$I^2 t$	72	$A^2 s$
Critical Rate of Rise of On-State Current	di / dt	50	$A / \mu s$
Peak Gate Power Dissipation	P_{GM}	5	W
Average Gate Power Dissipation	$P_G (AV)$	0.5	W
Peak Gate Voltage	V_{GM}	10	V
Peak Gate Current	I_{GM}	2	A
Junction Temperature	T_j	$-40 \sim 125$	$^\circ C$
Storage Temperature Range	T_{stg}	$-40 \sim 125$	$^\circ C$

Unit: mm

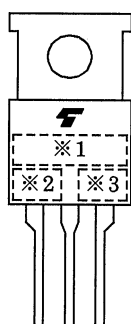


Weight: 2.0g

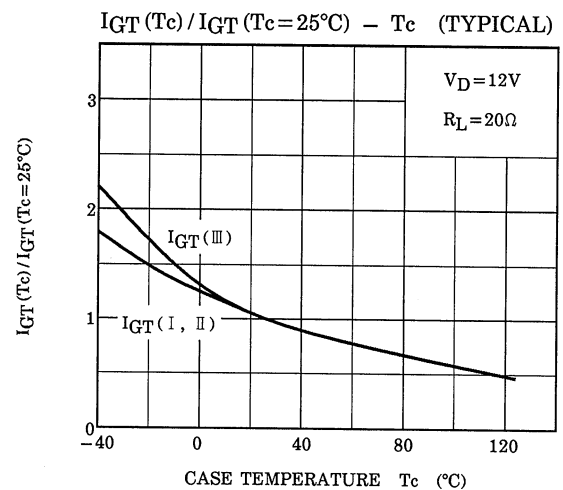
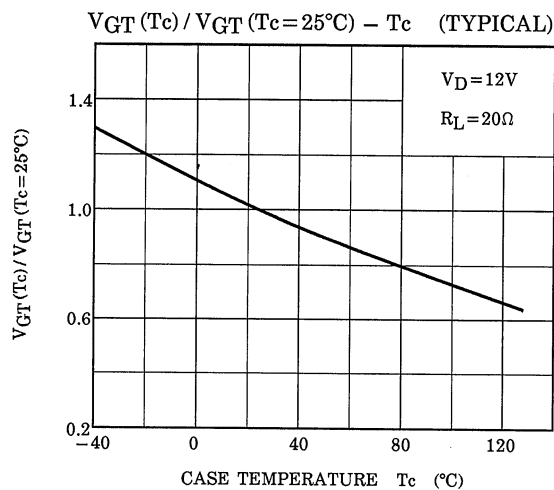
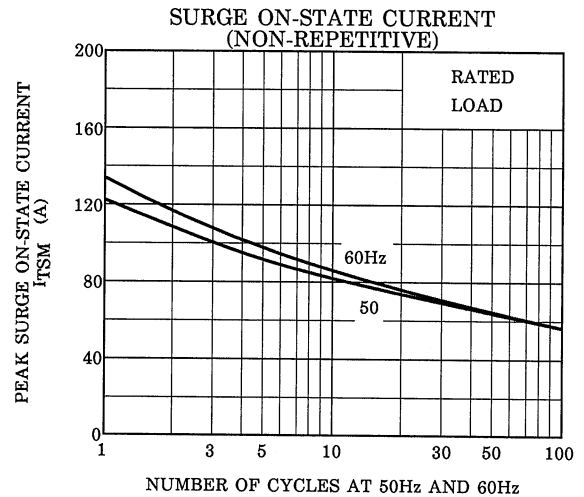
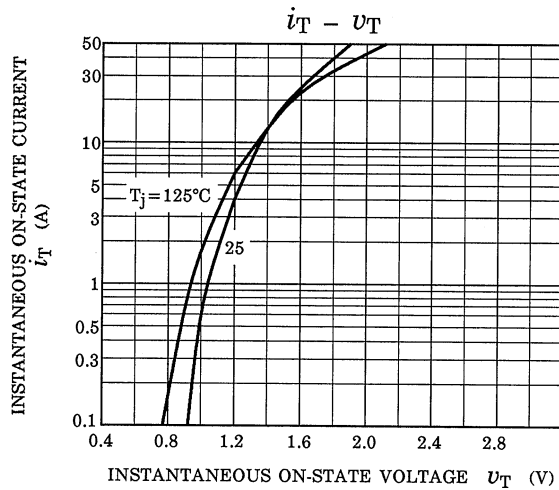
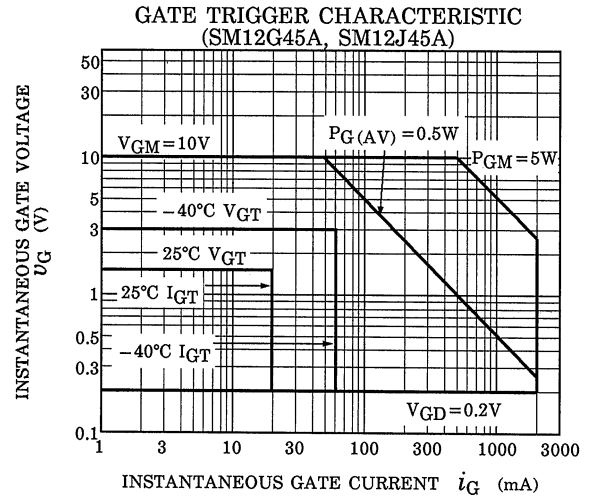
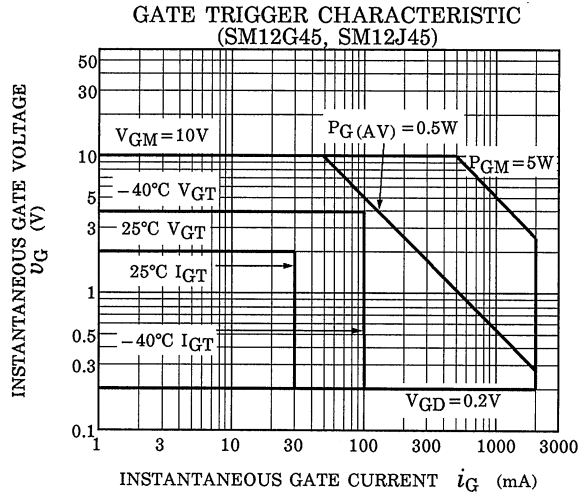
ELECTRICAL CHARACTERISTICS (Ta = 25°C)

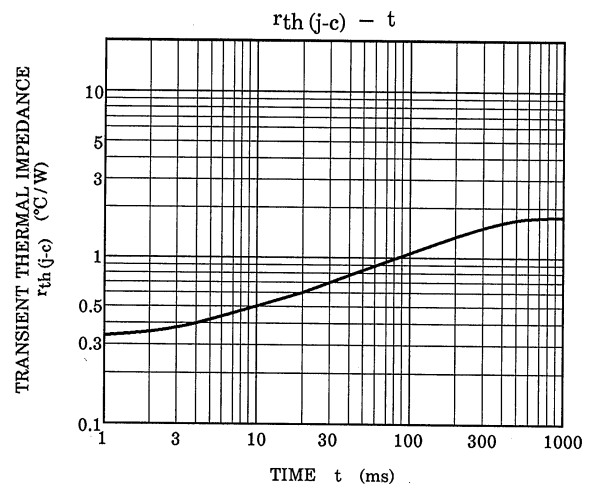
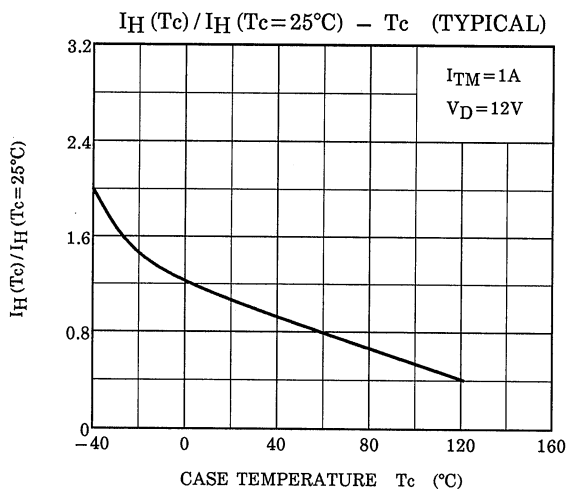
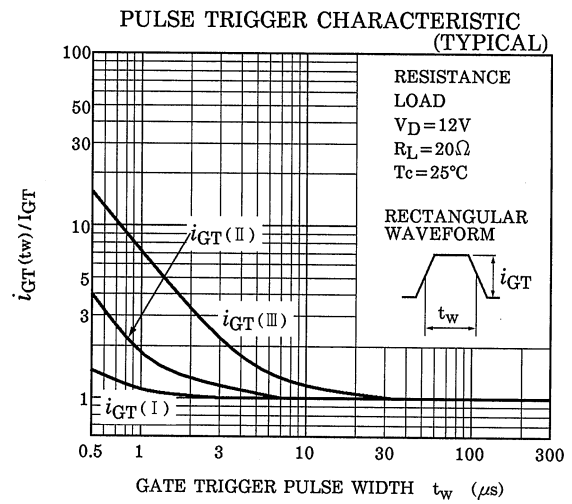
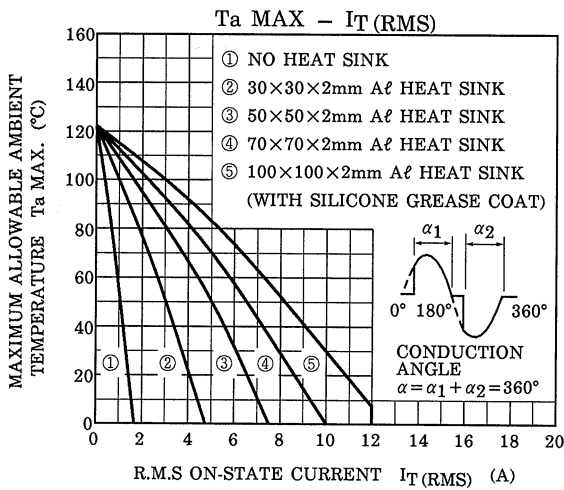
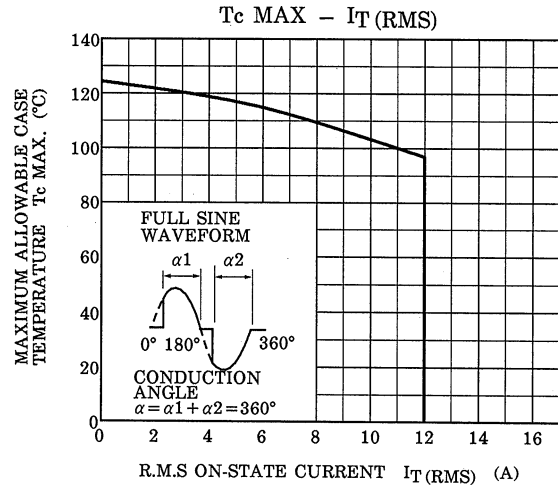
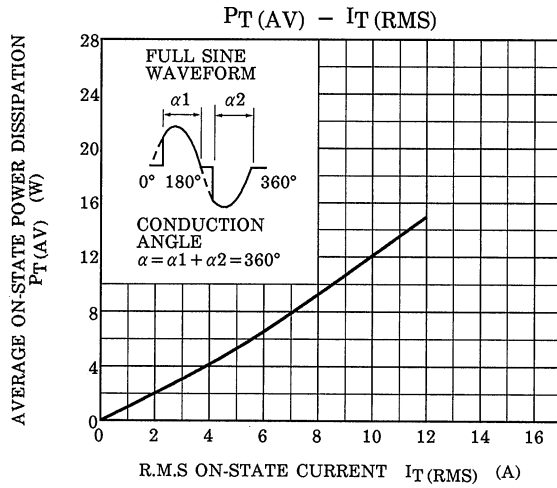
CHARACTERISTIC			SYMBOL	TEST CONDITION		MIN	TYP.	MAX	UNIT
Repetitive Peak Off-State Current			I _{DRM}	V _{DRM} =Rated, T _j = 125°C		—	—	2	mA
Gate Trigger Voltage	SM12G45 SM12J45	I	V _{GT}	V _D = 12V, R _L = 20Ω	T2 (+) , Gate (+)	—	—	2	V
		II			T2 (+) , Gate (–)	—	—	2	
		III			T2 (–) , Gate (–)	—	—	2	
		IV			T2 (–) , Gate (+)	—	—	—	
	SM12G45A SM12J45A	I			T2 (+) , Gate (+)	—	—	1.5	
		II			T2 (+) , Gate (–)	—	—	1.5	
		III			T2 (–) , Gate (–)	—	—	1.5	
		IV			T2 (–) , Gate (+)	—	—	—	
Gate Trigger Current	SM12G45 SM12J45	I	I _{GT}	V _D = 12V, R _L = 20Ω	T2 (+) , Gate (+)	—	—	30	mA
		II			T2 (+) , Gate (–)	—	—	30	
		III			T2 (–) , Gate (–)	—	—	30	
		IV			T2 (–) , Gate (+)	—	—	—	
	SM12G45A SM12J45A	I			T2 (+) , Gate (+)	—	—	20	
		II			T2 (+) , Gate (–)	—	—	20	
		III			T2 (–) , Gate (–)	—	—	20	
		IV			T2 (–) , Gate (+)	—	—	—	
Peak On-State Voltage			V _{TM}	I _{TM} = 17A		—	—	1.5	V
Gate Non-Trigger Voltage			V _{GD}	V _D = Rated, T _c = 125°C		0.2	—	—	V
Holding Current			I _H	V _D = 12V, I _{TM} = 1A		—	—	50	mA
Thermal Resistance			R _{th (j-c)}	Junction to Case, AC		—	—	1.8	°C / W
Critical Rate of Rise of Off-State Voltage at Commutation	SM12G45 SM12J45	(dv / dt) c	V _{DRM} = 400V (di / dt) c = – 6.5A / ms	10	—	—	V / μs		
	SM12G45A SM12J45A			4	—	—			

MARKING



NUMBER	SYMBOL		MARK
*1	TYPE	SM12G45, SM12G45A	M12G45
		SM12J45, SM12J45A	M12J45
*2		SM12G45A, SM12J45A	A
*3	Lot Number 		Example 8A : January 1998 8B : February 1998 8L : December 1998





RESTRICTIONS ON PRODUCT USE

000707EAA

- TOSHIBA is continually working to improve the quality and reliability of its products. Nevertheless, semiconductor devices in general can malfunction or fail due to their inherent electrical sensitivity and vulnerability to physical stress. It is the responsibility of the buyer, when utilizing TOSHIBA products, to comply with the standards of safety in making a safe design for the entire system, and to avoid situations in which a malfunction or failure of such TOSHIBA products could cause loss of human life, bodily injury or damage to property.
In developing your designs, please ensure that TOSHIBA products are used within specified operating ranges as set forth in the most recent TOSHIBA products specifications. Also, please keep in mind the precautions and conditions set forth in the "Handling Guide for Semiconductor Devices," or "TOSHIBA Semiconductor Reliability Handbook" etc..
- The TOSHIBA products listed in this document are intended for usage in general electronics applications (computer, personal equipment, office equipment, measuring equipment, industrial robotics, domestic appliances, etc.). These TOSHIBA products are neither intended nor warranted for usage in equipment that requires extraordinarily high quality and/or reliability or a malfunction or failure of which may cause loss of human life or bodily injury ("Unintended Usage"). Unintended Usage include atomic energy control instruments, airplane or spaceship instruments, transportation instruments, traffic signal instruments, combustion control instruments, medical instruments, all types of safety devices, etc.. Unintended Usage of TOSHIBA products listed in this document shall be made at the customer's own risk.
- The information contained herein is presented only as a guide for the applications of our products. No responsibility is assumed by TOSHIBA CORPORATION for any infringements of intellectual property or other rights of the third parties which may result from its use. No license is granted by implication or otherwise under any intellectual property or other rights of TOSHIBA CORPORATION or others.
- The information contained herein is subject to change without notice.