

TOSHIBA Transistor

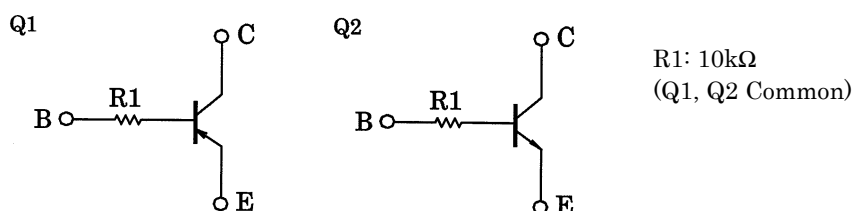
Silicon PNP Epitaxial Type (PCT Process)	Silicon NPN Epitaxial Type (PCT Process)
2SA1000	2SA1000
2SA1001	2SA1001
2SA1002	2SA1002
2SA1003	2SA1003
2SA1004	2SA1004
2SA1005	2SA1005
2SA1006	2SA1006
2SA1007	2SA1007
2SA1008	2SA1008
2SA1009	2SA1009
2SA1010	2SA1010
2SA1011	2SA1011
2SA1012	2SA1012
2SA1013	2SA1013
2SA1014	2SA1014
2SA1015	2SA1015
2SA1016	2SA1016
2SA1017	2SA1017
2SA1018	2SA1018
2SA1019	2SA1019
2SA1020	2SA1020
2SA1021	2SA1021
2SA1022	2SA1022
2SA1023	2SA1023
2SA1024	2SA1024
2SA1025	2SA1025
2SA1026	2SA1026
2SA1027	2SA1027
2SA1028	2SA1028
2SA1029	2SA1029
2SA1030	2SA1030
2SA1031	2SA1031
2SA1032	2SA1032
2SA1033	2SA1033
2SA1034	2SA1034
2SA1035	2SA1035
2SA1036	2SA1036
2SA1037	2SA1037
2SA1038	2SA1038
2SA1039	2SA1039
2SA1040	2SA1040
2SA1041	2SA1041
2SA1042	2SA1042
2SA1043	2SA1043
2SA1044	2SA1044
2SA1045	2SA1045
2SA1046	2SA1046
2SA1047	2SA1047
2SA1048	2SA1048
2SA1049	2SA1049
2SA1050	2SA1050
2SA1051	2SA1051
2SA1052	2SA1052
2SA1053	2SA1053
2SA1054	2SA1054
2SA1055	2SA1055
2SA1056	2SA1056
2SA1057	2SA1057
2SA1058	2SA1058
2SA1059	2SA1059
2SA1060	2SA1060
2SA1061	2SA1061
2SA1062	2SA1062
2SA1063	2SA1063
2SA1064	2SA1064
2SA1065	2SA1065
2SA1066	2SA1066
2SA1067	2SA1067
2SA1068	2SA1068
2SA1069	2SA1069
2SA1070	2SA1070
2SA1071	2SA1071
2SA1072	2SA1072
2SA1073	2SA1073
2SA1074	2SA1074
2SA1075	2SA1075
2SA1076	2SA1076
2SA1077	2SA1077
2SA1078	2SA1078
2SA1079	2SA1079
2SA1080	2SA1080
2SA1081	2SA1081
2SA1082	2SA1082
2SA1083	2SA1083
2SA1084	2SA1084
2SA1085	2SA1085
2SA1086	2SA1086
2SA1087	2SA1087
2SA1088	2SA1088
2SA1089	2SA1089
2SA1090	2SA1090
2SA1091	2SA1091
2SA1092	2SA1092
2SA1093	2SA1093
2SA1094	2SA1094
2SA1095	2SA1095
2SA1096	2SA1096
2SA1097	2SA1097
2SA1098	2SA1098
2SA1099	2SA1099
2SA1100	2SA1100
2SA1101	2SA1101
2SA1102	2SA1102
2SA1103	2SA1103
2SA1104	2SA1104
2SA1105	2SA1105
2SA1106	2SA1106
2SA1107	2SA1107
2SA1108	2SA1108
2SA1109	2SA1109
2SA1110	2SA1110
2SA1111	2SA1111
2SA1112	2SA1112
2SA1113	2SA1113
2SA1114	2SA1114
2SA1115	2SA1115
2SA1116	2SA1116
2SA1117	2SA1117
2SA1118	2SA1118
2SA1119	2SA1119
2SA1120	2SA1120
2SA1121	2SA1121
2SA1122	2SA1122
2SA1123	2SA1123
2SA1124	2SA1124
2SA1125	2SA1125
2SA1126	2SA1126
2SA1127	2SA1127
2SA1128	2SA1128
2SA1129	2SA

RN4911

Switching, Inverter Circuit, Interface Circuit And Driver Circuit Applications

- Including two devices in US6 (ultra super mini type with 6 leads)
- With built-in bias resistors
- Simplify circuit design
- Reduce a quantity of parts and manufacturing process

Equivalent Circuit and Bias Resistor Values

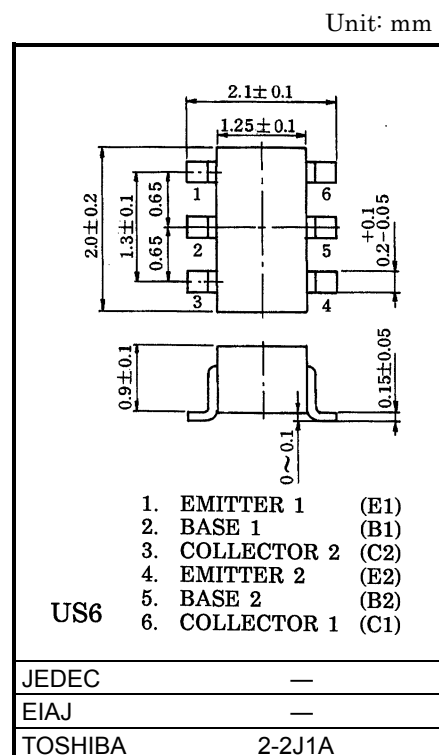


Q1 Maximum Ratings (Ta = 25°C)

Characteristic	Symbol	Rating	Unit
Collector-base voltage	V_{CBO}	-50	V
Collector-emitter voltage	V_{CEO}	-50	V
Emitter-base voltage	V_{EBO}	-5	V
Collector current	I_C	-100	mA

Q2 Maximum Ratings (Ta = 25°C)

Characteristic	Symbol	Rating	Unit
Collector-base voltage	V_{CBO}	50	V
Collector-emitter voltage	V_{CEO}	50	V
Emitter-base voltage	V_{EBO}	5	V
Collector current	I_C	100	mA



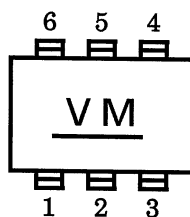
Weight: 6.8mg

Q1, Q2 Common Maximum Ratings (Ta = 25°C)

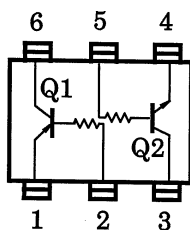
Characteristic	Symbol	Rating	Unit
Collector power dissipation	P_C *	200	mW
Junction temperature	T_j	150	°C
Storage temperature range	T_{stg}	-55~150	°C

* Total rating

Marking



Equivalent Circuit (Top View)



Q1 Electrical Characteristics (Ta = 25°C)

Characteristic	Symbol	Test Circuit	Test Condition	Min	Typ.	Max	Unit
Collector cut-off current	I_{CBO}	—	$V_{CB} = -50V, I_E = 0$	—	—	-100	nA
Emitter cut-off current	I_{EBO}	—	$V_{EB} = -5V, I_C = 0$	—	—	-100	mA
DC current gain	h_{FE}	—	$V_{CE} = -5V, I_C = -1mA$	120	—	400	—
Collector-emitter saturation voltage	$V_{CE(sat)}$	—	$I_C = -5mA, I_B = -0.25mA$	—	-0.1	-0.3	V
Transition frequency	f_T	—	$V_{CE} = -10V, I_C = -5mA$	—	200	—	MHz
Collector output capacitance	C_{ob}	—	$V_{CB} = -10V, I_E = 0, f = 1MHz$	—	3	6	pF

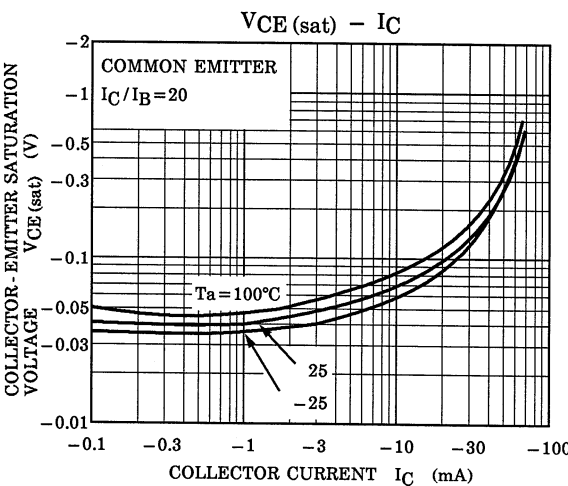
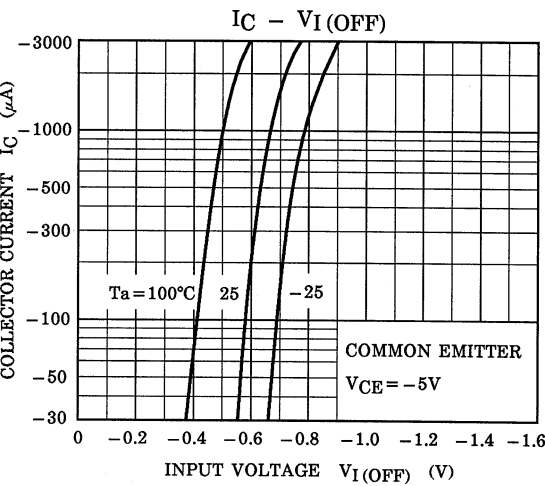
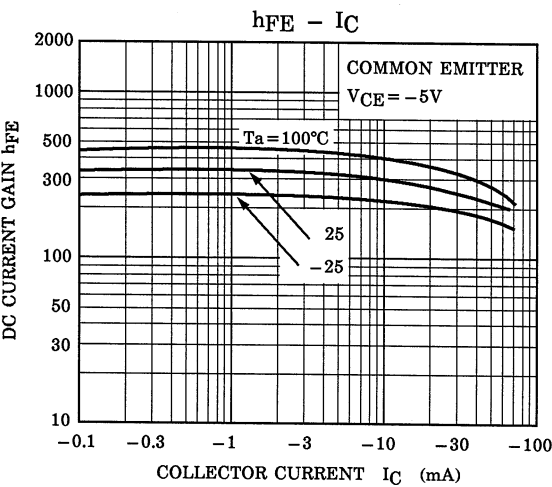
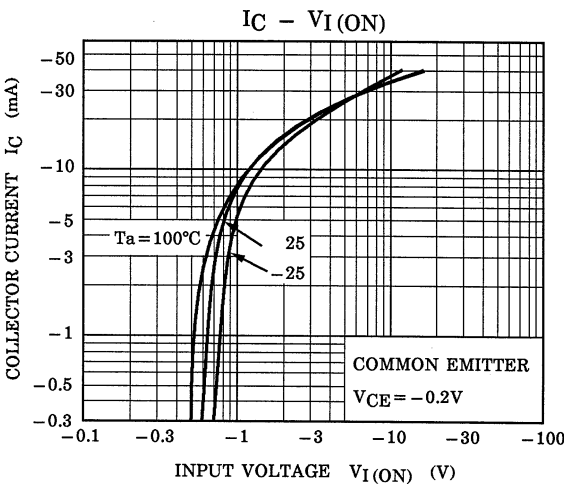
Q2 Electrical Characteristics (Ta = 25°C)

Characteristic	Symbol	Test Circuit	Test Condition	Min	Typ.	Max	Unit
Collector cut-off current	I_{CBO}	—	$V_{CB} = 50V, I_E = 0$	—	—	100	nA
Emitter cut-off current	I_{EBO}	—	$V_{EB} = 5V, I_C = 0$	—	—	100	mA
DC current gain	h_{FE}	—	$V_{CE} = 5V, I_C = 1mA$	120	—	700	—
Collector-emitter saturation voltage	$V_{CE(sat)}$	—	$I_C = 5mA, I_B = 0.25mA$	—	0.1	0.3	V
Transition frequency	f_T	—	$V_{CE} = 10V, I_C = 5mA$	—	250	—	MHz
Collector output capacitance	C_{ob}	—	$V_{CB} = 10V, I_E = 0, f = 1 MHz$	—	3	6	pF

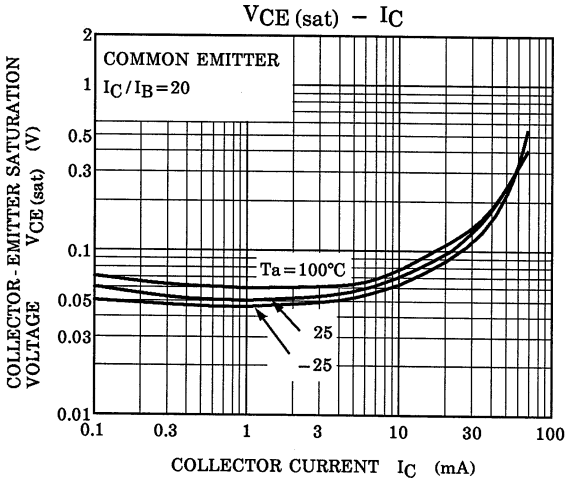
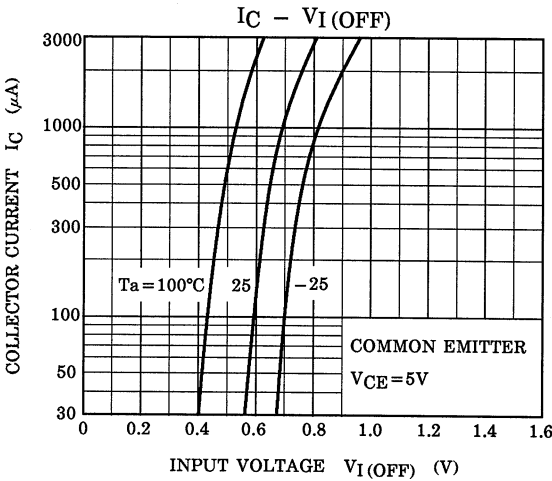
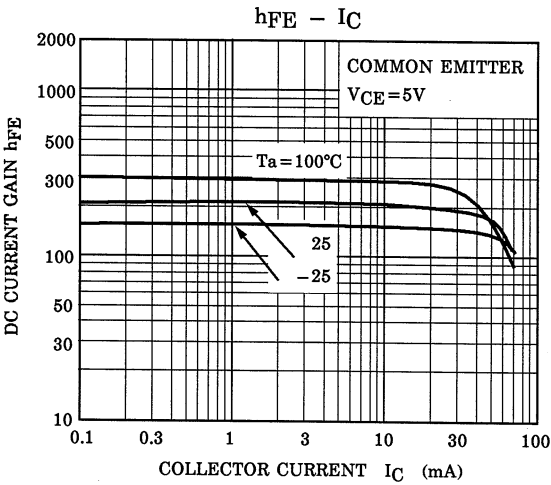
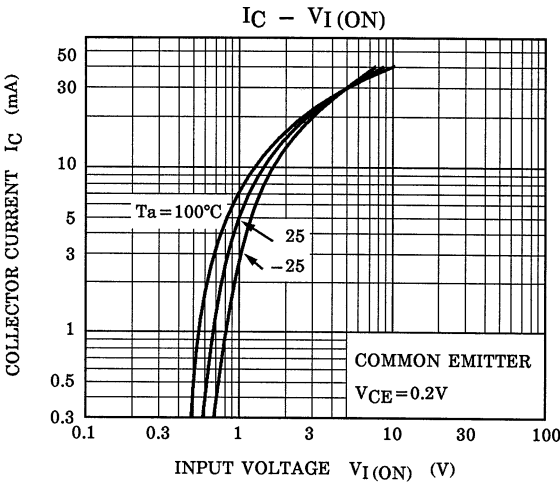
Q1, Q2 Common Electrical Characteristics (Ta = 25°C)

Characteristic	Symbol	Test Circuit	Test Condition	Min	Typ.	Max	Unit
Input resistor	R1	—	—	7	10	13	kΩ

Q1



Q2



RESTRICTIONS ON PRODUCT USE

000707EAA

- TOSHIBA is continually working to improve the quality and reliability of its products. Nevertheless, semiconductor devices in general can malfunction or fail due to their inherent electrical sensitivity and vulnerability to physical stress. It is the responsibility of the buyer, when utilizing TOSHIBA products, to comply with the standards of safety in making a safe design for the entire system, and to avoid situations in which a malfunction or failure of such TOSHIBA products could cause loss of human life, bodily injury or damage to property.
In developing your designs, please ensure that TOSHIBA products are used within specified operating ranges as set forth in the most recent TOSHIBA products specifications. Also, please keep in mind the precautions and conditions set forth in the "Handling Guide for Semiconductor Devices," or "TOSHIBA Semiconductor Reliability Handbook" etc..
- The TOSHIBA products listed in this document are intended for usage in general electronics applications (computer, personal equipment, office equipment, measuring equipment, industrial robotics, domestic appliances, etc.). These TOSHIBA products are neither intended nor warranted for usage in equipment that requires extraordinarily high quality and/or reliability or a malfunction or failure of which may cause loss of human life or bodily injury ("Unintended Usage"). Unintended Usage include atomic energy control instruments, airplane or spaceship instruments, transportation instruments, traffic signal instruments, combustion control instruments, medical instruments, all types of safety devices, etc.. Unintended Usage of TOSHIBA products listed in this document shall be made at the customer's own risk.
- The information contained herein is presented only as a guide for the applications of our products. No responsibility is assumed by TOSHIBA CORPORATION for any infringements of intellectual property or other rights of the third parties which may result from its use. No license is granted by implication or otherwise under any intellectual property or other rights of TOSHIBA CORPORATION or others.
- The information contained herein is subject to change without notice.