16mm, 22mm, 30mm Relampable Pilot Lights

PilotLED® Panel Mount Lamp Assemblies

Selection Guide

Part numbers are for complete assembly of lens, lamp and lampholder

PilotLED Assembly Part Number

RPLH22-01*-01-02

Series | Incoming Voltage | Lens Color | LED Lamp Selection

22mm PilotLED

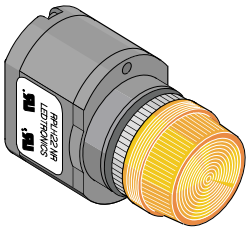

Series RPLH22
UL File No. E110075

Assembly Part Number	Color	Volts*	Lens	Indoor Lamp	Outdoor Lamp
RPLH22-01-01-02	RED	48VDC**	RPLL22-CRF	RPLB-0201-28V	
RPLH22-01-02-02	AMBER	48VDC**	RPLL22-CAF	RPLB-0203-28V	
RPLH22-01-03-02	YELLOW	48VDC**	RPLL22-CYF	RPLB-0204-28V	———
RPLH22-01-03-03	YELLOW	48VDC**	RPLL22-CYF	———	RPLB-0304-28V
RPLH22-01-04-02	GREEN	48VDC**	RPLL22CGF	RPLB-0206-28V	
RPLH22-01-05-02	BLUE	48VDC**	RPLL22-CBF	RPLB-0208-28V	
RPLH22-01-06-02	WHITE	48VDC**	RPLL22-TWF	RPLB-0209-28V	
RPLH22-01-07-02	CLEAR	48VDC**	RPLL22-CWF	RPLB-0210-28V	
RPLH22-02-01-02	RED	130VDC**	RPLL22-CRF	RPLB-0201-28V	
RPLH22-02-02-02	AMBER	130VDC**	RPLL22-CAF	RPLB-0203-28V	
RPLH22-02-03-02	YELLOW	130VDC**	RPLL22-CYF	RPLB-0204-28V	———
RPLH22-02-03-03	YELLOW	130VDC**	RPLL22-CYF	———	RPLB-0304-28V
RPLH22-02-04-02	GREEN	130VDC**	RPLL22-CGF	RPLB-0206-28V	
RPLH22-02-05-02	BLUE	130VDC**	RPLL22-CBF	RPLB-0208-28V	
RPLH22-02-06-02	WHITE	130VDC**	RPLL22-TWF	RPLB-0209-28V	
RPLH22-02-07-02	CLEAR	130VDC**	RPLL22-CWF	RPLB-0210-28V	



Replacement Lenses

Part Number	Color
RPLL22-CRF	RED
RPLL22-CAF	AMBER
RPLL22-CYF	YELLOW
RPLL22-CGF	GREEN
RPLL22-CBF	BLUE
RPLL22-TWF	WHITE
RPLL22-CWF	CLEAR

RPLB-020X

RPLB-030X

Replacement Lamps

Part Number		Color
RPLB-0201-28V		RED
RPLB-0203-28V		AMBER
RPLB-0204-28V	RPLB-0304-28V	YELLOW
RPLB-0206-28V		GREEN
RPLB-0208-28V		BLUE
RPLB-0209-28V		WHITE
RPLB-0210-28V		CLEAR

Optional Replacement Lamps

Part Number	Color
RPLB-0601-28V	RED
RPLB-0603-28V	AMBER
RPLB-0604-28V	YELLOW
RPLB-0606-28V	GREEN
RPLB-0608-28V	BLUE
RPLB-0609-28V	WHITE
RPLB-0610-28V	CLEAR

* = Full voltage customer defines incoming voltage, lamp in holder is made to that voltage.
This holder contains no current limiting resistor. (Example RPLH22-24-01-02 [24 volt incoming source])

** 48 & 130VDC use an internal series resistor to drop the voltage across the LED bulb to 28 volts.
130VDC assemblies can also be used for 120VAC applications.

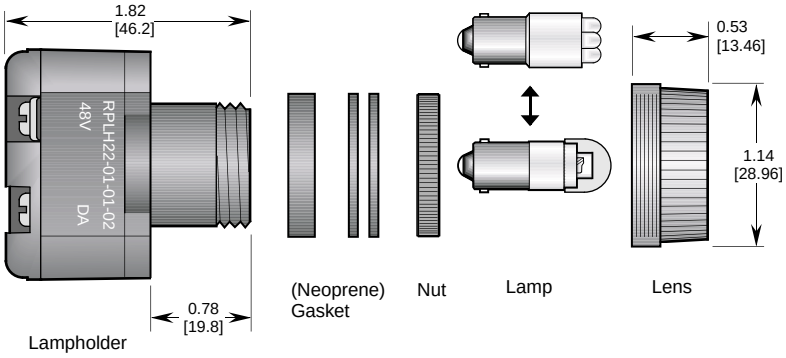

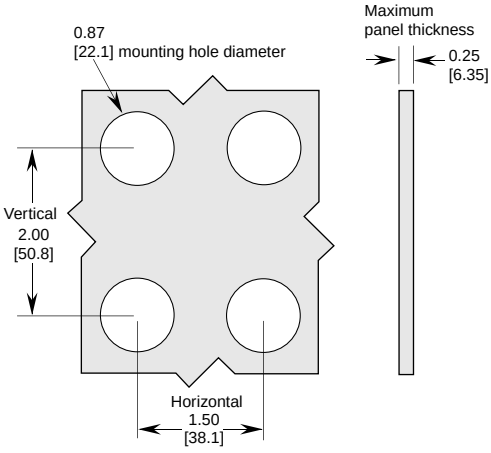

Package Dimensions

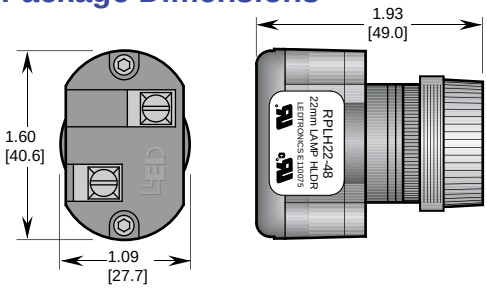

Illumination Pattern

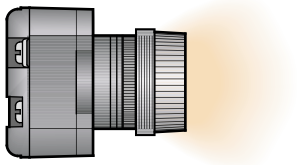

Dimensions are approximate

LEDTRONICS®
THE FUTURE OF LIGHT

Phone: (310) 534-1505 Fax: (310) 534-1424
Website: http://www.ledtronics.com