

Proximity Sensors

Single Channel Interface Module


RDS-IN1 Series

FEATURES

- Sealed to IP67, NEMA 6P
- Resistant to shock and vibration
- Short circuit protection
- Surge immunity
- Reverse polarity protection
- Radiated electric field immunity
- 360° LED indicator for easy viewability

TYPICAL APPLICATIONS

- Used with 926FS30 Series proximity sensors in standalone applications
- Convert 2-wire DC N.C. output to 3-wire DC N.O. output



The RDS-IN1 Series single channel interface modules are intended for use with the 926FS30 Railwheel proximity sensors in standalone applications. These modules convert the 2-wire DC Normally Closed output of the railwheel sensor into a 3-wire DC Normally Open output to interface with other equipment. Both NPN and PNP 3-wire outputs are available. The LED turns on when a target is sensed by the railwheel proximity sensor. The single channel interface modules have several important features: surge immunity means the RDS-IN1 Series can withstand 2000V 1/50 μ s 12 Ω surges. Other features include short circuit immunity, reverse polarity protection, and resistance to shock and vibration.

WARNING

- **DO NOT USE** in applications where product failure could result in personal injury or death.
- Improper installation of this device can cause personal injury.
STRICTLY FOLLOW installation instructions included with product.

Proximity Sensors

Single Channel Interface Module

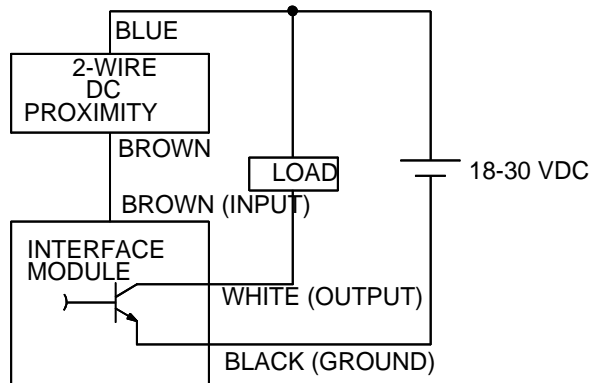
RDS-IN1 Series

SPECIFICATIONS

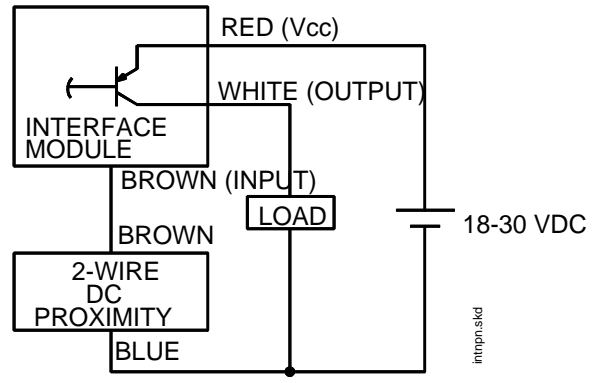
Supply Voltage	18 to 30 VDC
Output Type	3-Wire DC, N.O., NPN or PNP
Saturation Voltage	6.5 V max. @ 20 mA
Load Current	20 mA max.
Leakage Current	50 μ A max.
Power-up Delay Time	50 mSec max.
Temperature Range	-40 to +70°C (-40 to +158°F)
Sealing	IP67, NEMA 6P
Shock	50G, 11 ms half sine
Vibration	10G/0.060 inch amplitude, 10 to 500 Hz
Radiated Electric Field Immunity	IEC 1000-4-3, level 3, 10 V/meter, 27 to 500 MHz
Transient Immunity	IEC 1000-4-4, level 4, 2000 V
Surge Immunity	IEC 255-5 Para. 8, IVW 2000 V, 1.2/50 μ s, 12 Ω
Delay before Availability	100 μ s to 10 ms (depending on listing)

CONNECTION DIAGRAMS

NPN



PNP



Proximity Sensors

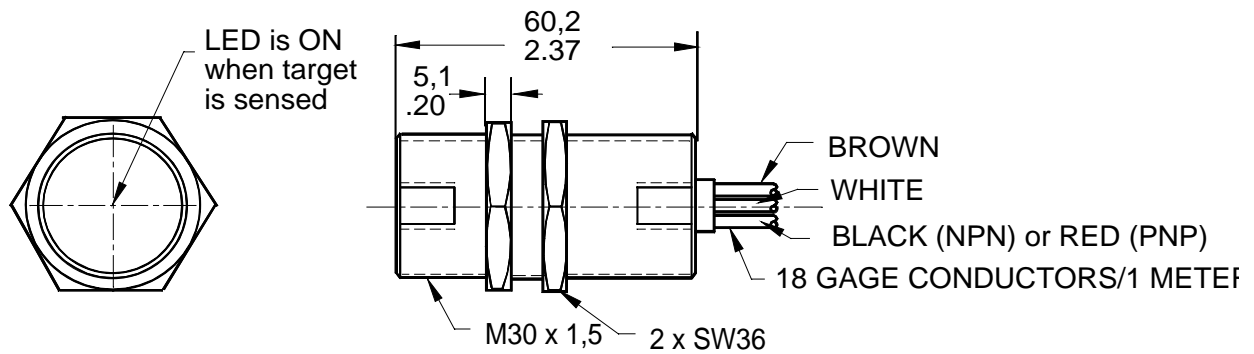
Single Channel Interface Module

RDS-IN1 Series

ORDER GUIDE

Catalog Listing	Description
RDS-IN1-NA-D1	NPN (Current sinking), normally open, 100μs nominal time delay
RDS-IN1-NA-D2	NPN (Current sinking), normally open, 10 ms nominal time delay
RDS-IN1-PA-D1	PNP (Current sourcing), normally open, 100μs nominal time delay
RDS-IN1-PA-D2	PNP (Current sourcing), normally open, 10 ms nominal time delay

MOUNTING DIMENSIONS (for reference only)



Proximity Sensors

Single Channel Interface Module

RDS-IN1 Series

WARRANTY/REMEDY

Honeywell warrants goods of its manufacture as being free of defective materials and faulty workmanship. Commencing with date of shipment, Honeywell's warranty runs for 18 months. If warranted goods are returned to Honeywell during that period of coverage, Honeywell will repair or replace without charge those items it finds defective. The foregoing is Buyer's sole remedy and **is in lieu of all other warranties, expressed or implied, including those of merchantability and fitness for a particular purpose.**

For application assistance, current specifications or pricing, contact a nearby sales office. Or call:

1-800-537-6945 USA

1-800-737-3360 Canada

1-815-235-6847 International

FAX

1-815-235-6545 USA

INTERNET

<http://www.sensing.honeywell.com>

info@micro.honeywell.com

Specifications may change without notice. The information we supply is believed to be accurate and reliable as of this printing. However, we assume no responsibility for its use.

While we provide application assistance, personally and through our literature, it is up to the customer to determine the suitability of the product in the application.

Honeywell

MICRO SWITCH

Honeywell Inc.

11 West Spring Street

Freeport, Illinois 61032



Printed with Soy Ink
on 50% Recycled Paper



003693-1-EN IL50 NAM 397 Printed in USA

Helping You Control Your World