

STEREO AUDIO CODEC WITH USB INTERFACE, SINGLE-ENDED ANALOG INPUT/OUTPUT AND S/PDIF

FEATURES

- PCM2900: Without S/PDIF
- PCM2902: With S/PDIF
- On-Chip USB Interface:
 - With Full-Speed Transceivers
 - Fully Compliant with USB 1.1 Specification
 - Certified by USB-IF
 - Partially Programmable Descriptors⁽¹⁾
 - USB Adaptive Mode for Playback
 - USB Asynchronous Mode for Record
 - Bus Powered
- 16-Bit Delta Sigma ADC and DAC
- Sampling Rate:
 - DAC: 32, 44.1, 48 kHz
 - ADC: 8, 11.025, 16, 22.05, 32, 44.1, 48 kHz
- On-Chip Clock Generator:
 - With Single 12-MHz Clock Source
- Single Power Supply: 5 V TYP (V_{BUS})
- Stereo ADC
 - Analog Performance at $V_{BUS} = 5$ V:
 - THD+N = 0.01%
 - SNR = 89 dB
 - Dynamic Range = 89 dB
 - Decimation Digital Filter
 - Passband Ripple = ± 0.05 dB
 - Stopband Attenuation = -65 dB
 - Single-Ended Voltage Input
 - Anti-Aliasing Filter Included
 - Digital LCF Included
- Stereo DAC Analog Performance at $V_{BUS} = 5$ V:
 - THD+N = 0.005%
 - SNR = 96 dB

- Dynamic Range = 93 dB
- Oversampling Digital Filter
- Passband Ripple = ± 0.1 dB
- Stopband Attenuation = -43 dB
- Single-Ended Voltage Output
- Analog LPF Included

- Multi Functions:
 - HID Volume \pm Control and Mute Control
 - Suspend Flag
- Package: 28-Pin SSOP, Lead-Free Product

APPLICATIONS

- USB Audio Speaker
- USB Headset
- USB Monitor
- USB Audio Interface Box

DESCRIPTION

The PCM2900/2902 is Texas Instruments single-chip USB stereo audio CODEC with USB 1.1 compliant full-speed protocol controller and S/PDIF (only PCM2902). The USB protocol controller works with no software code, but the USB descriptors can be modified in some areas (ex. vender ID/product ID). The PCM2900/2902 employs a USB data tracking system named sampling period adaptive controlled tracking (SpAct™), which is TI's audio clock recovery architecture. The on-chip analog PLLs with the SpAct enables independent playback and record sampling rates with low clock jitters.

Clocked by SpAct™

Input signal is reclocked with the patented Sampling period Adaptive controlled tracking system for maximum quality.



Please be aware that an important notice concerning availability, standard warranty, and use in critical applications of Texas Instruments semiconductor products and disclaimers thereto appears at the end of this data sheet.

























































⁽¹⁾The descriptor can be modified by changing a mask.

SpAct is a trademark of ????????



This integrated circuit can be damaged by ESD. Texas Instruments recommends that all integrated circuits be handled with appropriate precautions. Failure to observe proper handling and installation procedures can cause damage.
ESD damage can range from subtle performance degradation to complete device failure. Precision integrated circuits may be more susceptible to damage because very small parametric changes could cause the device not to meet its published specifications.

PIN ASSIGNMENTS

PCM2900						PCM2902							
SSOP PACKAGE						SSOP PACKAGE							
(TOP VIEW)						(TOP VIEW)							
D+		1		28		SSPND	D+		1		28		SSPND
D-		2		27		V _{DDI}	D-		2		27		V _{DDI}
V _{BUS}		3		26		DGND	V _{BUS}		3		26		DGND
DGNDU		4		25		TEST1	DGNDU		4		25		DOUT
HID0		5		24		TEST0	HID0		5		24		DIN
HID1		6		23		V _{CCXI}	HID1		6		23		V _{CCXI}
HID2		7		22		AGNDX	HID2		7		22		AGNDX
SEL0		8		21		XTI	SEL0		8		21		XTI
SEL1		9		20		XTO	SEL1		9		20		XTO
V _{CCCI}		10		19		V _{CCP2I}	V _{CCCI}		10		19		V _{CCP2I}
AGNDC		11		18		AGNDP	AGNDC		11		18		AGNDP
V _{INL}		12		17		V _{CCP1I}	V _{INL}		12		17		V _{CCP1I}
V _{INR}		13		16		V _{OUTL}	V _{INR}		13		16		V _{OUTL}
V _{COM}		14		15		V _{OUTR}	V _{COM}		14		15		V _{OUTR}

IMPORTANT NOTICE

Texas Instruments Incorporated and its subsidiaries (TI) reserve the right to make corrections, modifications, enhancements, improvements, and other changes to its products and services at any time and to discontinue any product or service without notice. Customers should obtain the latest relevant information before placing orders and should verify that such information is current and complete. All products are sold subject to TI's terms and conditions of sale supplied at the time of order acknowledgment.

TI warrants performance of its hardware products to the specifications applicable at the time of sale in accordance with TI's standard warranty. Testing and other quality control techniques are used to the extent TI deems necessary to support this warranty. Except where mandated by government requirements, testing of all parameters of each product is not necessarily performed.

TI assumes no liability for applications assistance or customer product design. Customers are responsible for their products and applications using TI components. To minimize the risks associated with customer products and applications, customers should provide adequate design and operating safeguards.

TI does not warrant or represent that any license, either express or implied, is granted under any TI patent right, copyright, mask work right, or other TI intellectual property right relating to any combination, machine, or process in which TI products or services are used. Information published by TI regarding third-party products or services does not constitute a license from TI to use such products or services or a warranty or endorsement thereof. Use of such information may require a license from a third party under the patents or other intellectual property of the third party, or a license from TI under the patents or other intellectual property of TI.

Reproduction of information in TI data books or data sheets is permissible only if reproduction is without alteration and is accompanied by all associated warranties, conditions, limitations, and notices. Reproduction of this information with alteration is an unfair and deceptive business practice. TI is not responsible or liable for such altered documentation.

Resale of TI products or services with statements different from or beyond the parameters stated by TI for that product or service voids all express and any implied warranties for the associated TI product or service and is an unfair and deceptive business practice. TI is not responsible or liable for any such statements.

Mailing Address:

Texas Instruments
Post Office Box 655303
Dallas, Texas 75265