


- 1.7 - 2.0 GHz
- LOW LOSS
- HIGH ISOLATION
- SURFACE MOUNT
- TAPE & REEL



TECHNICAL DESCRIPTION / APPLICATION

MULTI-MIX® Z SERIES POWER DIVIDERS

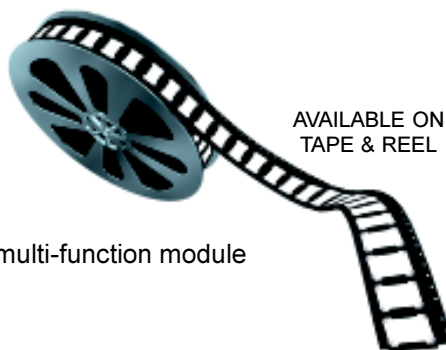
The Multi-Mix® PDD-Z series provides an in-phase, binary power divider with low insertion loss in a small outline. Accurate phase and amplitude balance make them ideal for applications involving IQ networks, power amplifiers, signal distribution and processing.

PDD-Z power dividers are fusion bonded multilayer stripline assemblies. The fusion bonding process yields a homogeneous monolithic dielectric structure with reliability, ruggedness, and electrical performance that is superior to conventional adhesive bonding techniques.

The PDD-Z series is an easy to install SMD designed specifically for the full spectrum of wireless applications. The high stability ceramic filled PTFE dielectrics utilized in these components are compatible with common substrates such as FR-4, G-10, and polyamide. The wrap around ground plane provides excellent EM shielding.

Additional benefits include:

- Available on tape and reel
- Cost effective for commercial wireless applications
- Small outline size
- Operating temperature range -55°C to $+85^{\circ}\text{C}$.
- Can be integrated with other Multi-Mix® components in a multi-function module



RELIABILITY

The product family has passed environmental screening including Thermal shock, Burn-in, Acceleration, Vibration, Mechanical Shock, Moisture Resistance, Resistance to Solder Heat, and Thermal Cycling Life Test (>1000 cycles).

THE MULTI-MIX® PROCESS

Multi-Mix® is a manufacturing process based on fluoropolymer composite substrates that are fusion bonded together into a multilayer structure. The fusion bonding process yields a homogeneous monolithic structure with superior performance at microwave and millimeter wave frequencies. The bonded layers can contain embedded semiconductors, MMICs, etched resistors, circuit patterns, and plated-through vias to form a SMD module that requires no additional packaging and is suitable for automated assembly.

THE MULTI-MIX MICROTECHNOLOGY® GROUP IS ISO-9001 REGISTERED



GENERAL SPECIFICATIONS

ELECTRICAL

FREQUENCY RANGE	1.7 TO 2.0 GHz
ISOLATION	20 dB
INSERTION LOSS	0.35 dB
VSWR (IN/OUT)	1.35 :1/ 1.50:1
AMPLITUDE BALANCE	+/- 0.2 dB
PHASE BALANCE	± 2 deg
INPUT POWER (WATTS) *	5 W

*CW input power, tested as a divider, internal load dissipation 63 mw max.

MECHANICAL

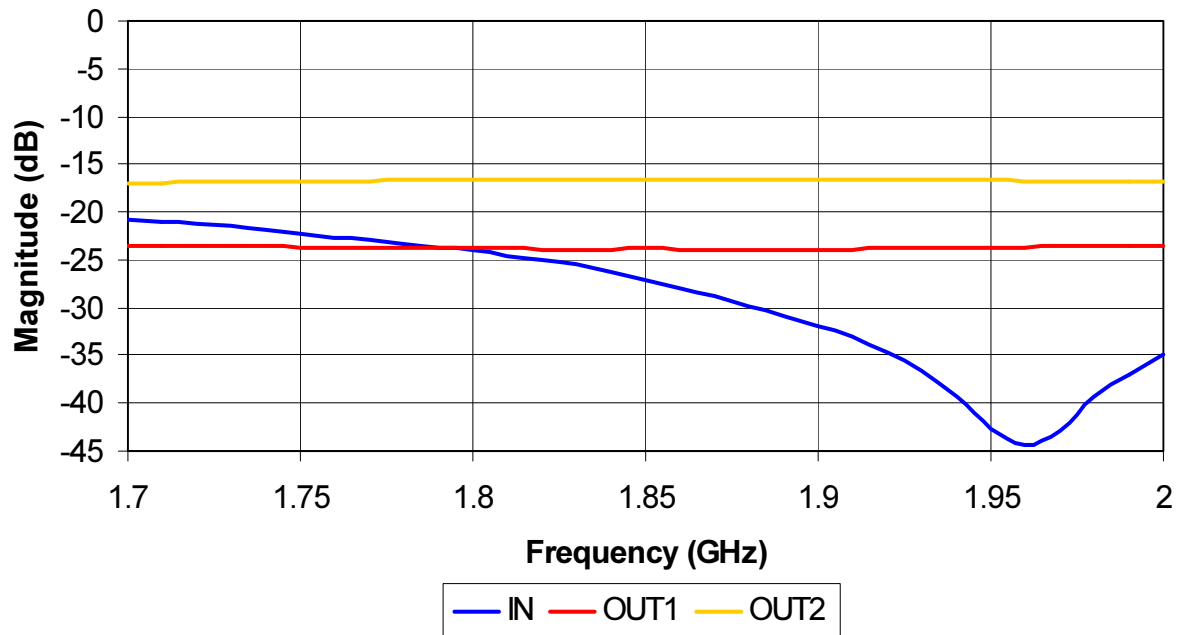
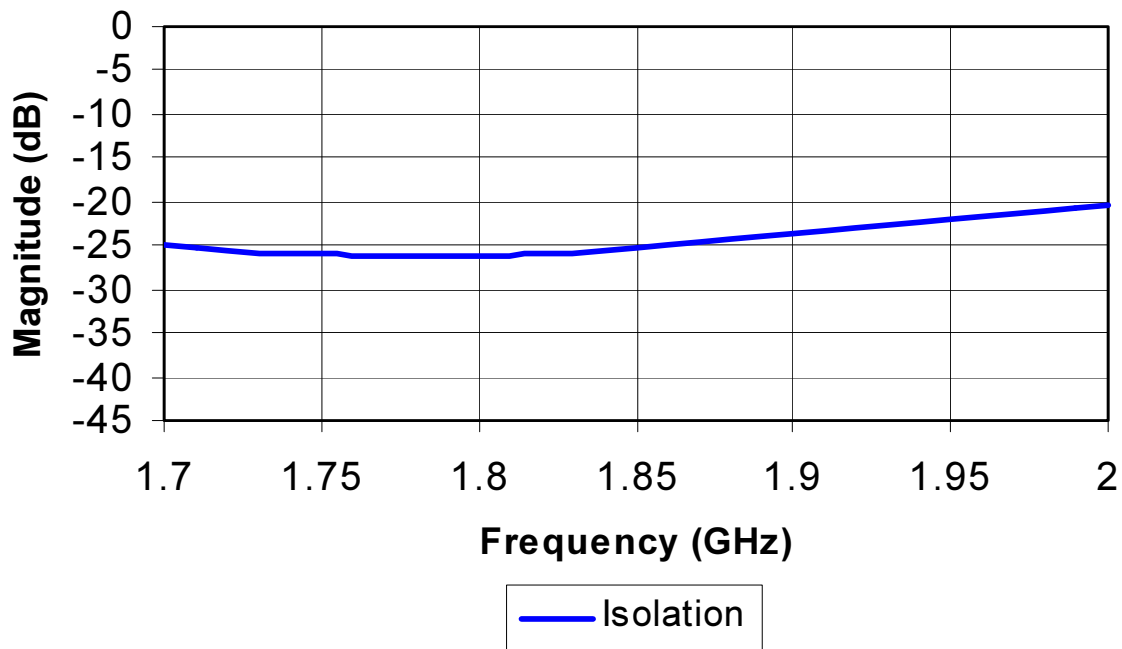
SIZE / OUTLINE	0.18 x 0.18 x 0.10 inches
WEIGHT	0.004 oz.
RF INTERFACE	Surface Mount

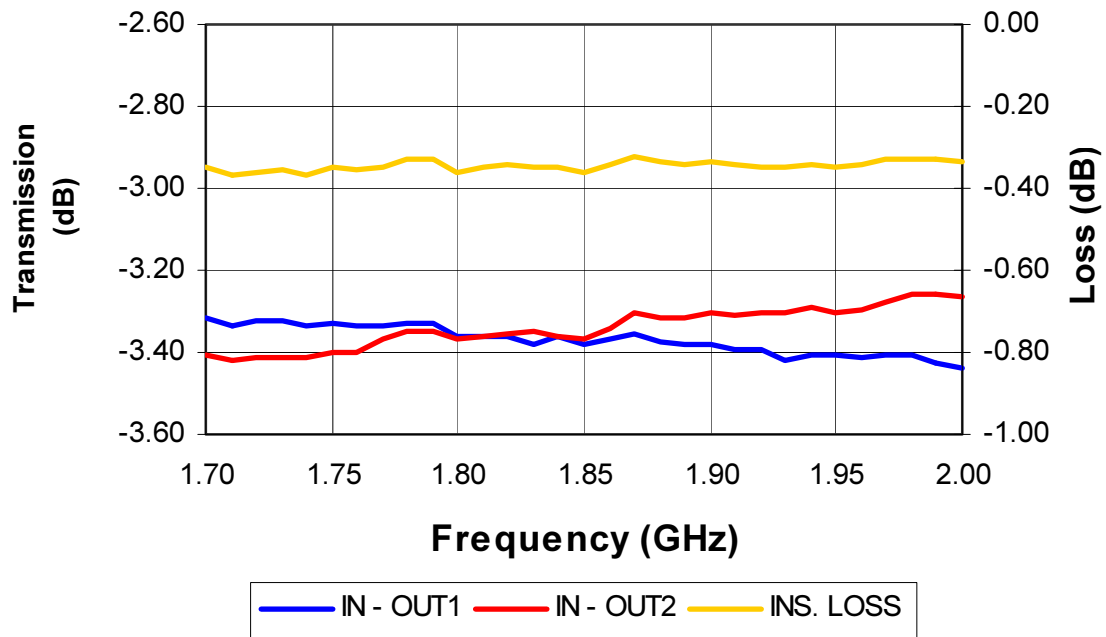
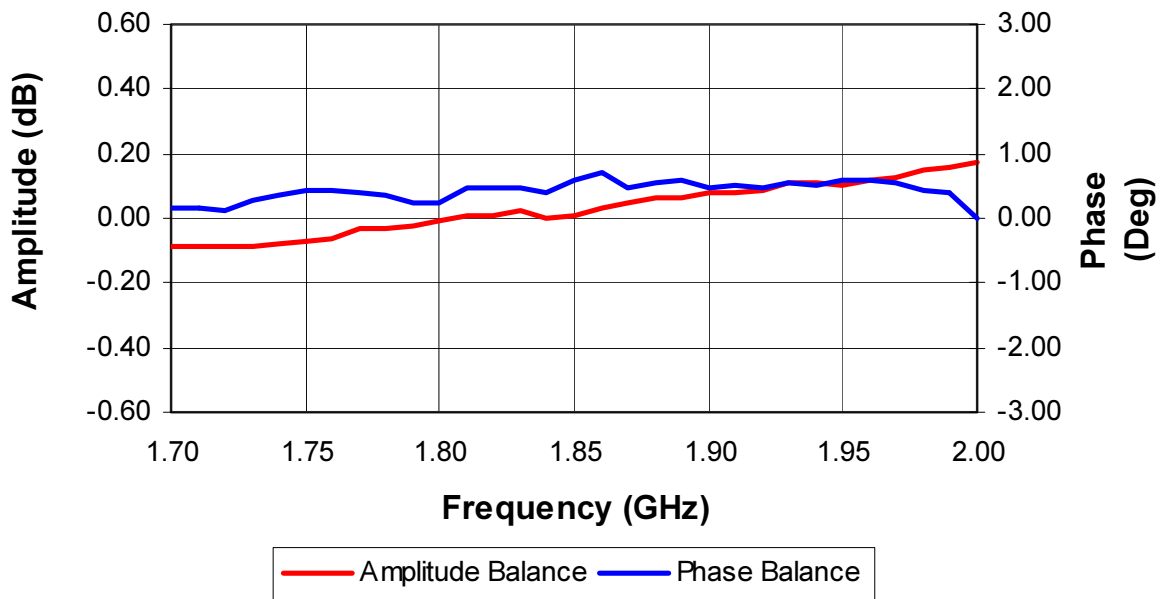
ENVIRONMENTAL

OPERATING TEMPERATURE RANGE	-55° To + 85°, C
-----------------------------	------------------

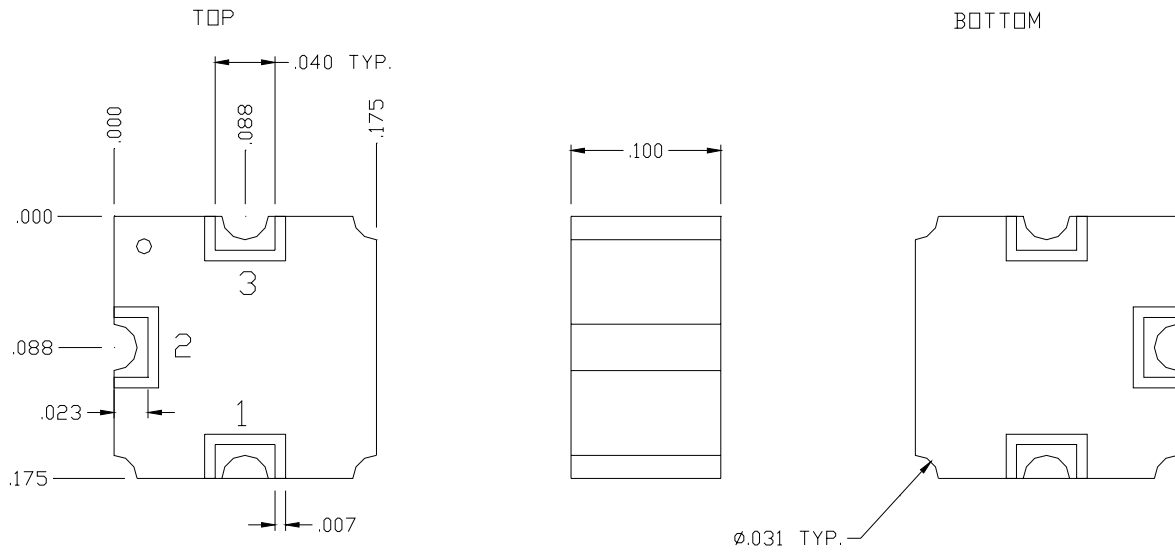
THE MULTI-MIX MICROTECHNOLOGY® GROUP IS ISO-9001 REGISTERED

Merrimac Industries, Inc. / 41 Fairfield Place, West Caldwell, NJ 07006
Tel: 1.888.434.MMFM / Fax: 973.882.5990 / Email: MMFM@merrimacind.com / www.Multi-Mix.com

Return Loss**Isolation****THE MULTI-MIX MICROTECHNOLOGY® GROUP IS ISO-9001 REGISTERED**

Transmission & Loss**Amplitude & Phase Balance**

THE MULTI-MIX MICROTECHNOLOGY® GROUP IS ISO-9001 REGISTERED



PORT #	FUNCTION
1	IN
2	OUT
3	OUT

NOTES:

1. ALL DIMENSIONS ARE IN INCHES
2. TOLERANCES: -3 PLACE DECIMALS; +/- .005.
3. PARTS SHOULD BE MOUNTED WITH DOT FACING UP