




# 22.5 & 27.5mm Mtg. Diameter. Sunlight Visible. 20mm Big Dome Panel Mount LED Lamp



## Features

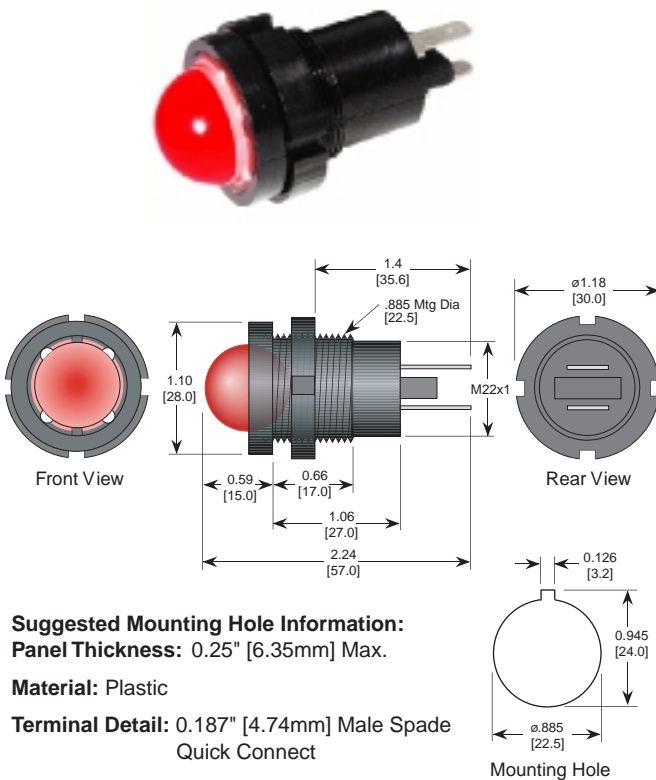
- Low-Cost, Non-Relampable Panel Mount
- Cylinder Thread Base
- LED Operating Life: 25,000 Hours
- Solid-State, High Shock / Vibration Resistant
- Maintenance Free, Easy Installation
- Wide Viewing Angle, 120°
- Operating Temperature Range: (-60 to +60°C)
- Low Power Consumption, High Intensity
- Major Power Savings
- Major Reduction in Heat Generation
- Built-in Current Limiting Resistor
- Sunlight Visible Super Bright or High-Efficiency LEDs

## Custom Options

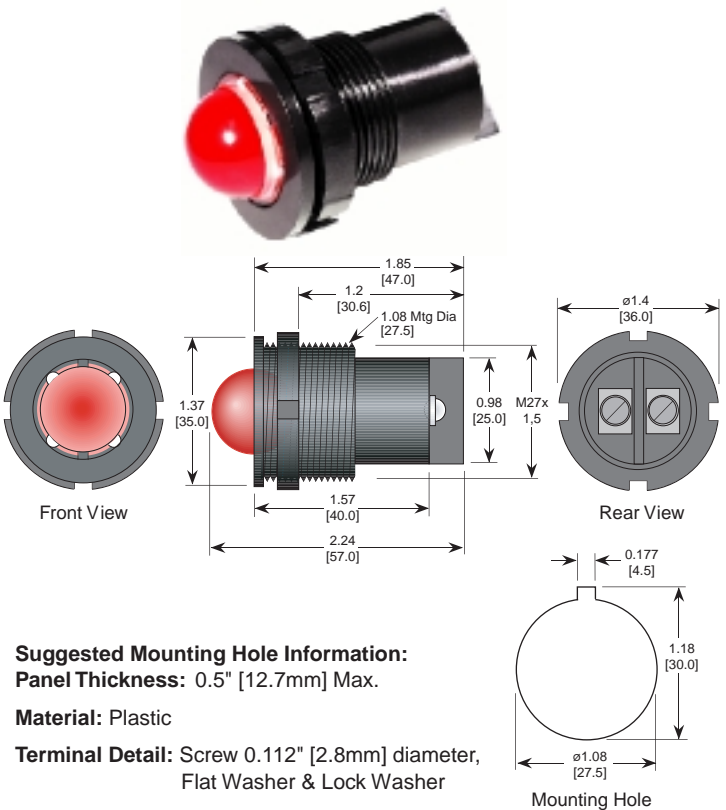
(for qualified applications)

- Special Voltages
- Black or White Package Color

### Big Dome Solid State LED Lamps (22.5mm Hole, Quick Connect Terminals)



### Big Dome Solid State LED Lamps (27.5mm Hole, Screw Terminals)



## Part Numbering Ordering Code

**Series** 22.5mm 27.5mm

**Lens** D = Diffused "on" C = Tinted Clear "on"

**LED Color**  
UR = UL Red  
UO = UL Orange  
UY = UL Yellow  
CW = Cool White  
AG = Aqua Green  
PB = Pure Blue

**Std. Operating Voltage**  
5V 38V  
6V 48V  
12V 120VAC  
14V 130VDC  
24V 240VAC  
28V

**Custom Options:**  
(for qualified applications)  
B = Bi-polar  
D = DC  
A = AC

**Example Part Number:** PT22.5M - D UR - 038 B

## On-Condition Appearance

