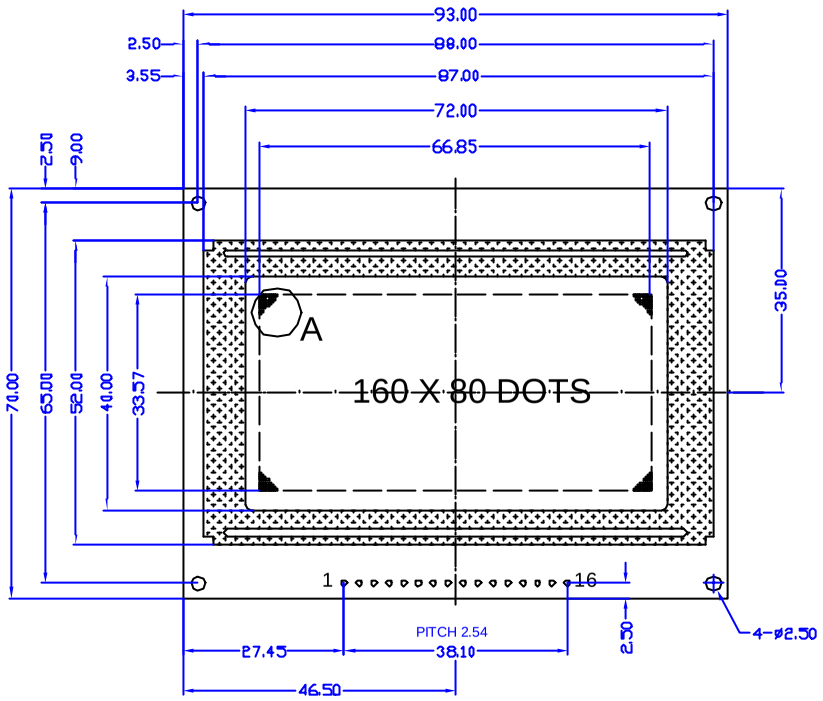

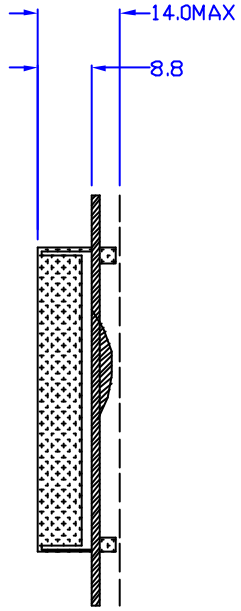

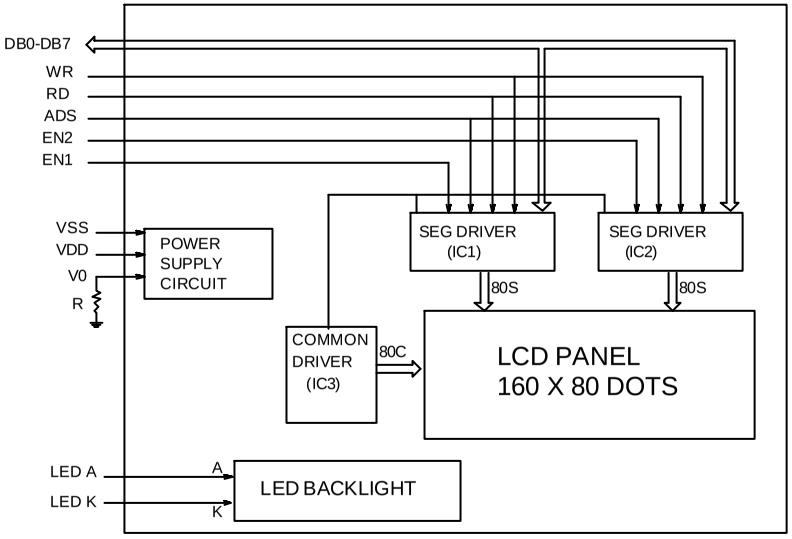

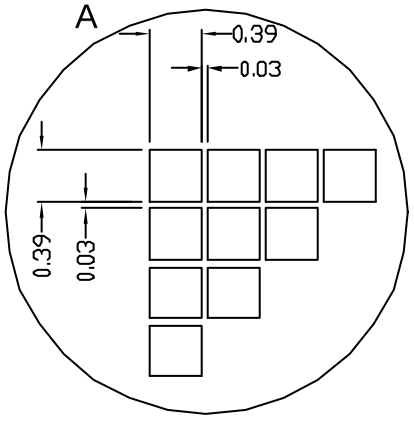

REVISIONS

NO.	DATE	BY	DESCRIPTION
1	04/05/28	A.CH	NEW RELEASE
2			

PINS ASSIGNMENT

NO.	SYSBOL	DESCRIPTION
1	VSS	GROUND
2	VDD	POWER SUPPLY FOR LOGIC AND LCD
3	V0	CONTRAST ADJUST
4	ADS	DATA/ADDRESS SELECT
5	WR	RAM WRITE SIGNAL, LOW EFFECTIVE
6	RD	RAM READ SIGNAL, LOW EFFECTIVE
7-14	DB0-DB7	DATA BUS
15	EN1	IC1 RAM READ AND WRITE CONTROL
16	EN2	IC2 RAM READ AND WRITE CONTROL
17	NC	NO CONNECTION
18	NC	NO CONNECTION
19	A	POWER SUPPLY FOR LED BACKLIGHT(+)
20	K	POWER SUPPLY FOR LED BACKLIGHT(-)

ABSOLUTE MAXIMUM RATING

ITEM	SYMBOL	MIN	MAX	UNIT
POWER SUPPLY(LOGIC)	VDD-VSS	0	6.0	V
POWER SUPPLY(LCD DRV.)	V0-VSS	0	18.0	V
INPUT VOLTAGE	Vi	Vi	VDD	V

ELECTRICAL CHARACTERISTICS

ITEM		SYMBOL	MIN	TYP	MAX	UNIT
VOLTAGE FOR LOGIC		VDD-VSS	2.7	3.0	5.5	V
SUPPLY CURRENT		IDD	-	8.7	-	mA
LCD OPERATING VOLTAGE	0C	V0-VSS	-	12.5	-	V
	25C		-	12.0	-	V
	40C		-	10.5	-	V
INPUT VOLTAGE	H	ViH	0.7VDD	-	VDD	V
	L	ViL	0		0.3VDD	V

MECHANICAL SPECIFICATIONS

ITEM	SPECIFICATION	UNIT
OVERALL SIZE	93.0W x 70.OH x 14.0T	MM
VIEWING AREA	72.0W x 40.0H	MM
DOT NUMBER	160 x 80	DOTS
DOT SIZE	0.39W x 0.39H	MM
DOT PITCH	0.42W x 0.42H	MM

OPTIONS

1. LCD TYPE: YELLOW/GREEN STN; ANTI-UV
2. BACKLIGHT: LED;
3. COLOR OF BACKLIGHT: YELLOW/GREEN
4. OPERATING TEMPERATURE RANGE: EXTENDED(-20--70C);
   STORAGE TEMPERATURE RANGE: EXTENDED(-30--80C);
5. POWER SUPPLY: ON BOARD DC/DC;
6. VIEWING ANGLE: 6H;

NT-G160802A

160 X 80 DOTS GRAPHIC LCM

ALL DIMENSIONS ARE IN MM. TOLERANCE IS +/-0.2
UNLESS OTHERWISE NOTED.

NELY, YOUR SUPPLIER, AND YOUR PARTNER!
NELY TECH CO., LTD. WWW.NELYTECH.COM