



SPECIFICATION FOR LED LAMP

P/N : LR636D7N

Approved Sheet

| Designed by | Qualified by | Approved by Customer |
|-------------|--------------|----------------------|
| | | |

LR636D7N


Spec. No. : GT-0210-09-028

Features

- ◆ 5mm parallel oval package
- ◆ General purpose leads
- ◆ Viewing Angle : 70°/40°

Benefits

- ◆ High intensity
- ◆ Lower Power Consumption
- ◆ High Reliability and Firm and Solid
- ◆ Optimal Optical and Mechanical Design



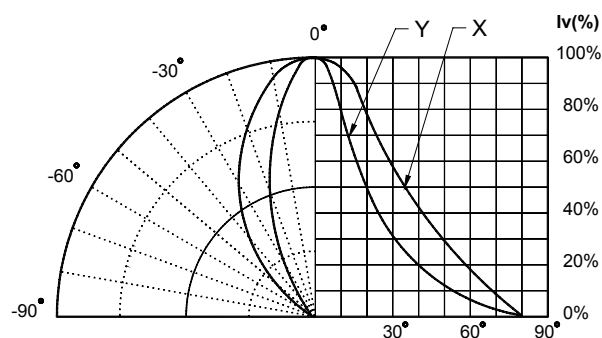
LED Picture

Applications

- ◆ Outdoor LED Display
- ◆ Electronic Signs and Signals
- ◆ Lighting
- ◆ General Purpose Indicator

Description

- ◆ The 5mm parallel oval lamps are tinged, diffused ., The precise optical design takes fine or special radiant pattern. This characteristic provides suitable viewing angle and helpful for special lighting function

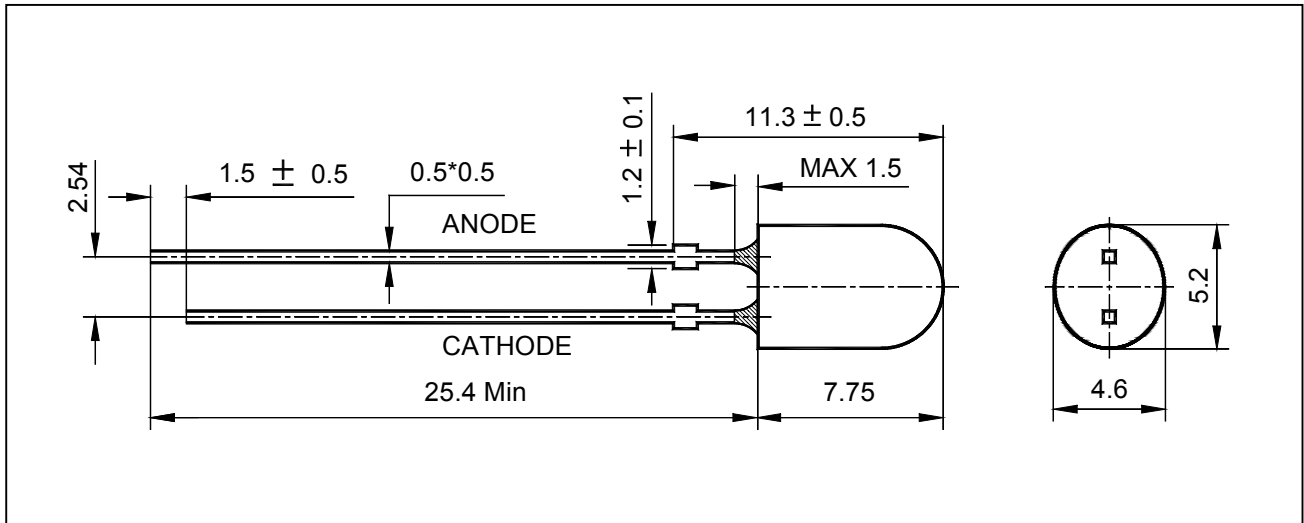


Beam Pattern

Device Selection Guide

| Part Number | Viewing Angle | Resin Color | LED Color | Chip Material | Stand OFF |
|-------------|---------------|----------------|-----------|---------------|-----------|
| LR636D7N | 70°/40° | Color Diffused | Red | AlGaInP/GaAs | Yes |
| | | | | | |
| | | | | | |
| | | | | | |

Package Dimensions



- Notes:**
1. All dimensions are in millimeters
 2. Tolerance is $\pm 0.20\text{mm}$ unless otherwise noted.
 3. Protruded resin under flange is 1.5mm max.
 4. Lead spacing is measured where the leads emerge from the package.
 5. Specifications are subject to change without notice.

Absolute Maximum Rating at $T_a=25^\circ\text{C}$

| Parameter | Value | Units |
|--|---|-------|
| Power Dissipation | 150 | mW |
| Peak Forward Current(1/10 Duty Cycle, 0.1ms Pulse Width) | 100 | mA |
| Forward Current | 50 | mA |
| Reverse Voltage | 25 | V |
| Operating Temperature Range | -40°C to $+80^\circ\text{C}$ | |
| Storage Temperature Range | -55°C to $+100^\circ\text{C}$ | |
| Lead Soldering Temperature(3mm From Body) | 260°C for 5 Seconds | |

Electrical Optical Characteristics at Ta=25℃

| Parameter | Symbol | Min. | Typ. | Max. | Unit | Remark |
|---------------------|-----------------|------|-------|------|---------|------------|
| Luminous Intensity | I_v | 200 | ---- | ---- | mcd | $I_f=20mA$ |
| Viewing Angle | $2\theta_{1/2}$ | ---- | 70/40 | ---- | Deg. | $I_f=20mA$ |
| Dominant Wavelength | λ_d | ---- | 624 | ---- | nm | $I_f=20mA$ |
| Forward Voltage | V_f | ---- | 2.0 | 2.4 | V | $I_f=20mA$ |
| Reverse Current | I_r | ---- | ---- | 100 | μA | $V_r=10V$ |

Note: 1.Luminous intensity is measured with a light sensor and filter combination that approximates the CIE eye-response curve.

2. $\theta_{1/2}$ is the off-axis angle at which the luminous intensity is half the axial luminous intensity, $2\theta_{1/2} = \theta_{1/2} + \theta_{1/2}$.

Bin Ranks

| Rank | C | D | E |
|--|-------------|-------------|-------------|
| Luminous Intensity ($I_f = 20mA$) | 200~260 mcd | 260~340 mcd | 340~450 mcd |
| Rank | F | G | H |
| Luminous Intensity ($I_f = 20mA$) | 450~580 mcd | 580~750 mcd | 750~980 mcd |

Note: The quantity ratio of the ranks is decided by GVOPTO.

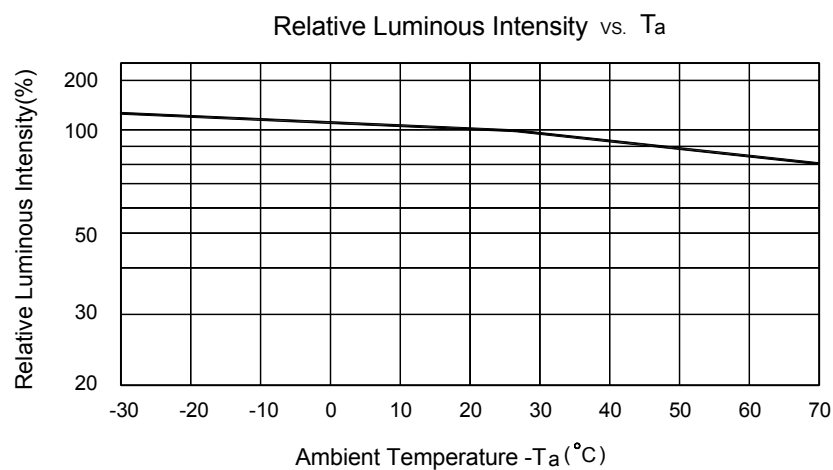
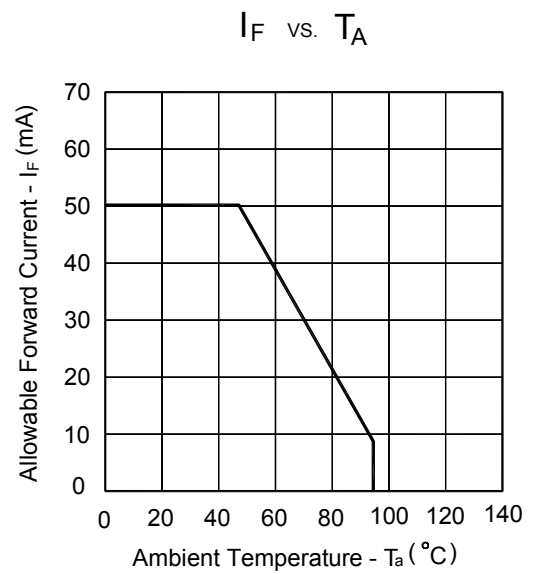
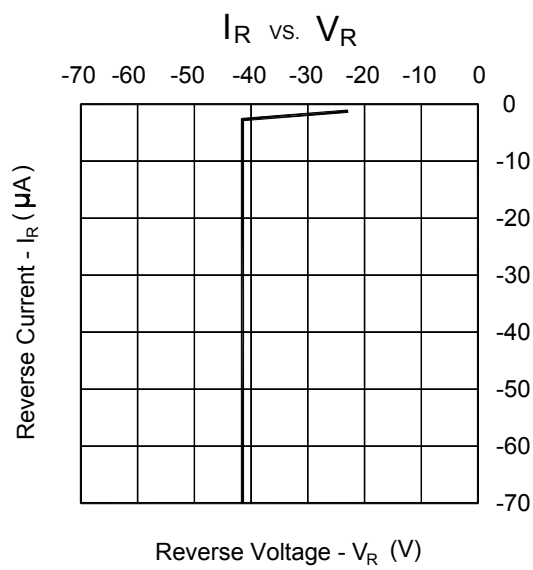
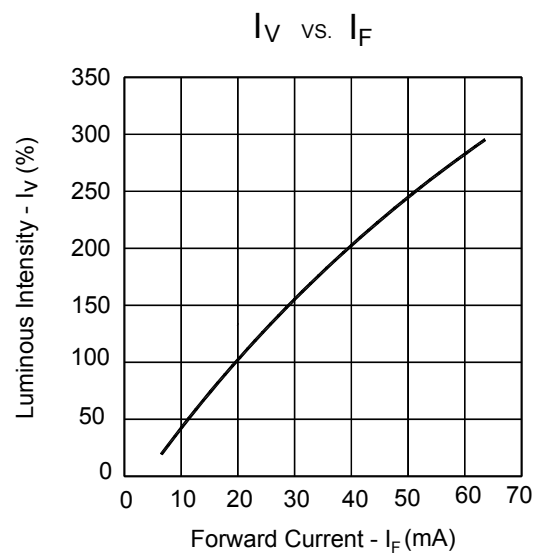
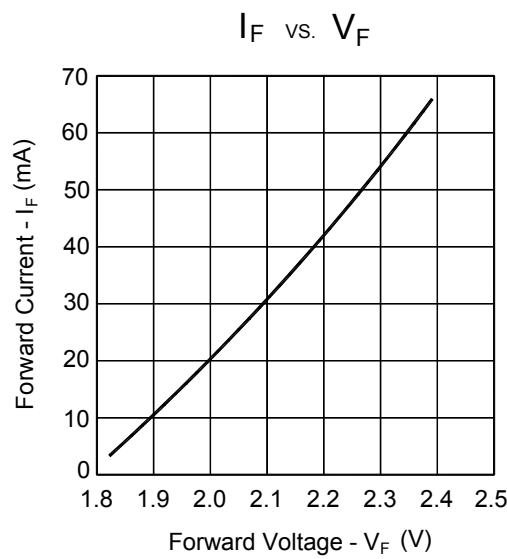
Measurement Uncertainty of the Luminous intensity : $\pm 15\%$

Measurement Uncertainty of the Forward Voltage : $\pm 0.1V$

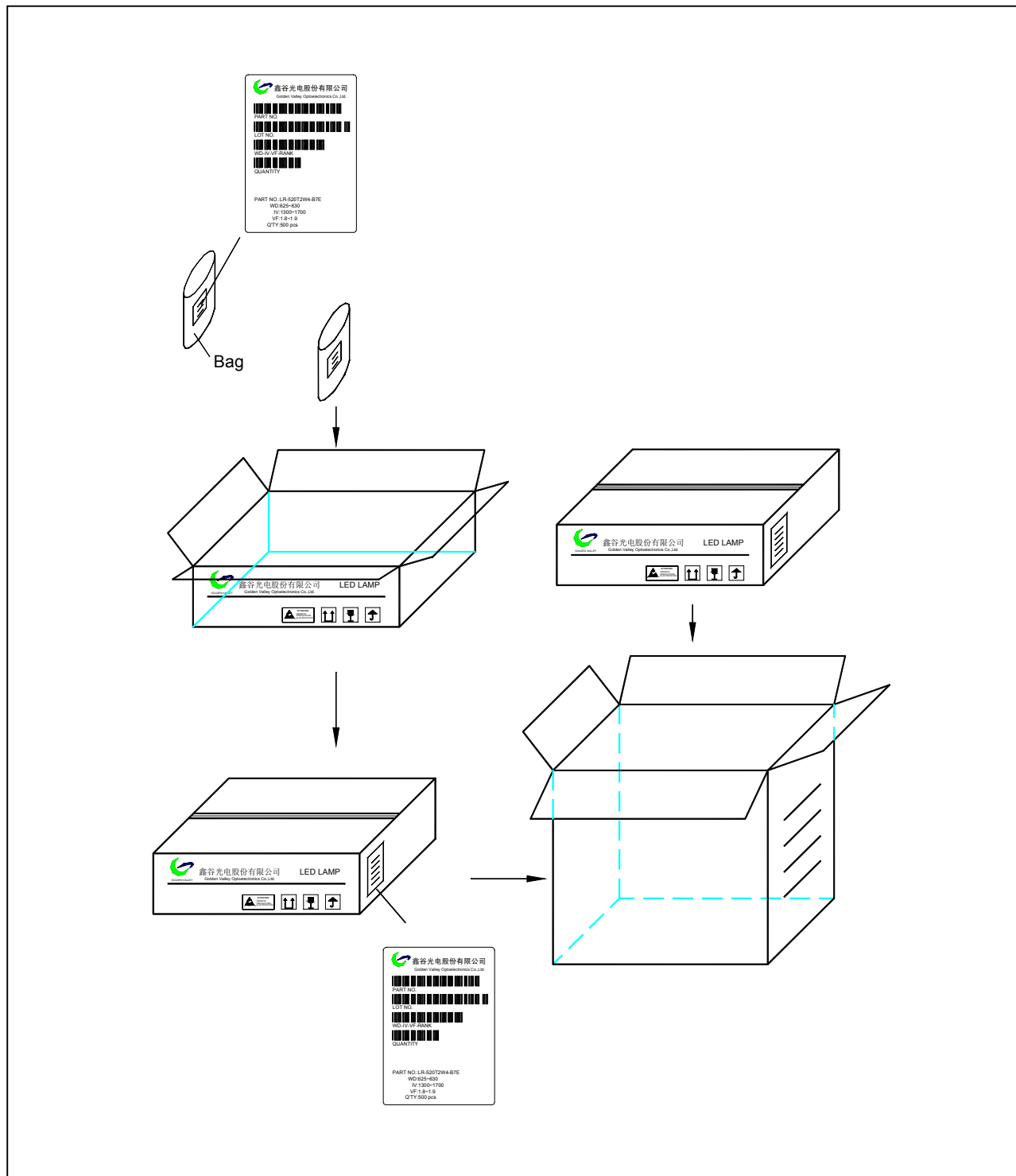
Cautions on LED Usage

1. Static electricity and surge will damage the LEDs. It is recommended to use a wrist band or anti-electrostatic glove when handling the LEDs.
2. Use grounded soldering iron and do not solder the LEDs at the conditions beyond the absolute maximum ratings specified in the data sheet.
3. G.V. will not be held responsible for any damage caused by the operation exceeds the absolute maximum ratings.
4. Use the LEDs as soon as possible once the bag was opened. Store and use where there is no corrosive gas. The leads of LEDs will be rusty when the LEDs were exposed to the air for longer than one month.

Typical Electrical / Optical Characteristics Curves
(25°C Ambient Temperature Unless Otherwise Noted)



Packing Specification



Notes :

1. Inner play bag is common products
2. 20 bags per inner box, 20 kpcs per inner box .
3. 3 inner box per outer box, 60 kpcs per outer box