


350W CW Lensed Laser Diode Array Part Number: LAR03C350

Y PACKAGE

- Packaged 25 Bar Lensed Laser Diode Array
- Other Powers Are Also Available
- Available Wavelengths 785-1064nm



OPTICAL CHARACTERISTICS

PARAMETER	CONDITIONS	MIN	TYP	MAX	UNITS
CW Power Output	30A at 25°C Heat Sink	350	---	---	W
Operating Current	350W at 25°C Heat Sink	---	28	32	A
Threshold Current	25°C Heat Sink	---	7.5	9.0	A
Slope Efficiency	25°C Heat Sink	22.5	27.5	---	W/A
Efficiency	350W at 25°C Heat Sink	35	40	---	%
Number of Emitters	---	---	46 x 25	---	
Emitter Size	---	---	80 x 1	---	μm
Emitter Pitch	---	---	200	---	μm
Center Wavelength	350W at 25°C Heat Sink	792	808	812	nm
Wavelength Tolerance	350W at 25°C Heat Sink	± 1	± 3	± 4	nm
Spectral Width	350W at 25°C Heat Sink	---	4.0	5.0	nm
Wavelength Shift	---	0.23	0.25	0.27	nm/°C
Beam Divergence FWHM ⁽¹⁾	---	---	40x10	42x12	° x °
Polarization	---	---	TE	---	---
Degradation Rate ⁽²⁾	25°C Heat Sink	---	3	---	%/kHr

ELECTRICAL CHARACTERISTICS

PARAMETER	CONDITIONS	MIN	TYP	MAX	UNITS
Built-in Voltage	25°C Heat Sink	---	40	42.5	V
Series Resistance	25°C Heat Sink	---	0.125	0.300	ohms
Operating Voltage	25°C Heat Sink, 350W	---	45	52.5	V

U.S. Patent Numbers: 5,734,672 5,913,108

NOTES

(1) Lower beam divergence is also available.

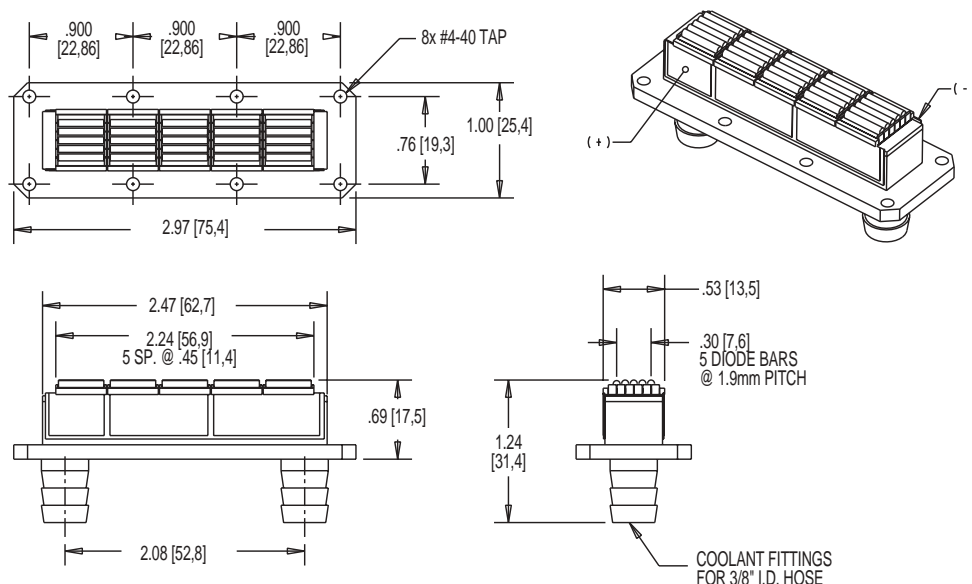
(2) Typical degradation rates are 5% in the first 100 hours and 3% per 1,000 hours thereafter.

ABSOLUTE MAXIMUM RATINGS

PARAMETER	CONDITIONS
Forward Current	35A
Reverse Current	25 μ A
Reverse Voltage	3V
Operating Temperature Range ⁽³⁾	-20°C to 50°C
Storage Temperature Range	-40°C to 85°C

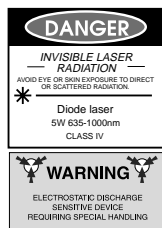
MECHANICAL CHARACTERISTICS

PARAMETER	DIMENSIONS
Package Length	2.97 \pm 0.001 inches
Package Width	1.00 \pm 0.001 inches
Package Height	1.17 \pm 0.003 inches
Package Weight	130g
Package Thermal Resistance	0.4°C/W



NOTES

- (3) A dry nitrogen environment should be provided by the user when storing and operating at temperatures below ambient dew point.



Copyright © 2000 Industrial Microphotonics Company. All Rights Reserved.

Industrial Microphotonics Company reserves the right to change product design and specification at any time without notice.

No license is granted by implication or otherwise under any patents or patent rights of Industrial Microphotonics Company, or others.

No responsibility is assumed for the use of these products, nor for any infringement on the rights of others resulting from the use of these products.

Laser diode product components are intended for use in a user-devised end system. However, these products are capable of emitting Class IV radiation. Extreme care must be exercised during their operation. Only persons familiar with the appropriate safety precautions should operate a laser product. Directly viewing the laser beam or exposure to specular reflections must be avoided. Serious injury may result if any part of the body is exposed to the beam. The eye is extremely sensitive to the infrared radiation and therefore, proper eye-wear must be worn at all times. Use of optical instruments with these products may increase eye hazard. Always wear proper eye protection when operating.

DISTRIBUTORS

Australia
Photon Engineering
Adam Weigold, Managing Director
Telephone: 61.8.8410.4599
Fax: 61.8.8410.4544
Email: photeng@ozemail.com.au
Web: www.photon.on.net

France
Optilas
Jean-Claude Sanudo
Telephone: 33.01.60.79.59.85
Fax: 33.01.60.86.96.33
Email: Jean-Claude_Sanudo@fr.optilas.com
Web: www.optilas.com

Germany, Austria, Switzerland
Polytec GmbH
Mustafa Dinc
Telephone: 49.7243.604.0
Fax: 49.7243.69944
Email: m.dinc@polytec.de
Web: www.polytecpi.com

Israel
R.M. Photonics
PO Box 1507
Ramat Modiim
D.N. Modiim 73127
Israel
Meir Chazon
Telephone: 011.972.8.926.5733
Fax: 011.972.8.926.2021
E-mail: rmphoton@inter.net.il

Japan
Opto Science, Inc.
Shinjiro Kato
Telephone: 03.3356.1064
Fax: 03.3356.3466
Email: info@optoscience.com

Matsuo Sangyo Co., Ltd.
K. Nakaki
Telephone: 06.252.6381
Fax: 06.245.3923
telex: 5225235 Matsuo J

Tsukasa-Tec Inc.
Tadao Shoji
Telephone: 81.298.53.7611
Fax: 81.298.53.7622

United Kingdom
Laser 2000 (UK) LTD
Guy Holmes
Telephone: 44.1933.461666
Fax: 44.1933.461699
Email: sales@laser2000.co.uk
Web: www.laser2000.co.uk

REV B-10/01

Industrial Microphotonics Company · 20 Point West Blvd. · St. Charles, MO 63301

636.916.5656 · 636.916.5665 fax · www.imclaser.com