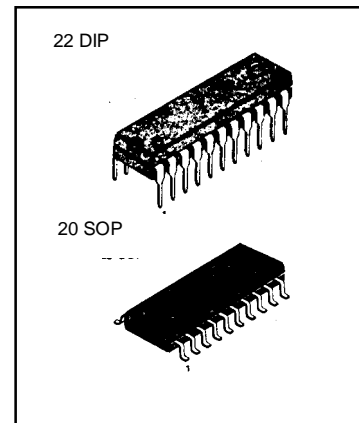


**BALLAST CONTROL IC**

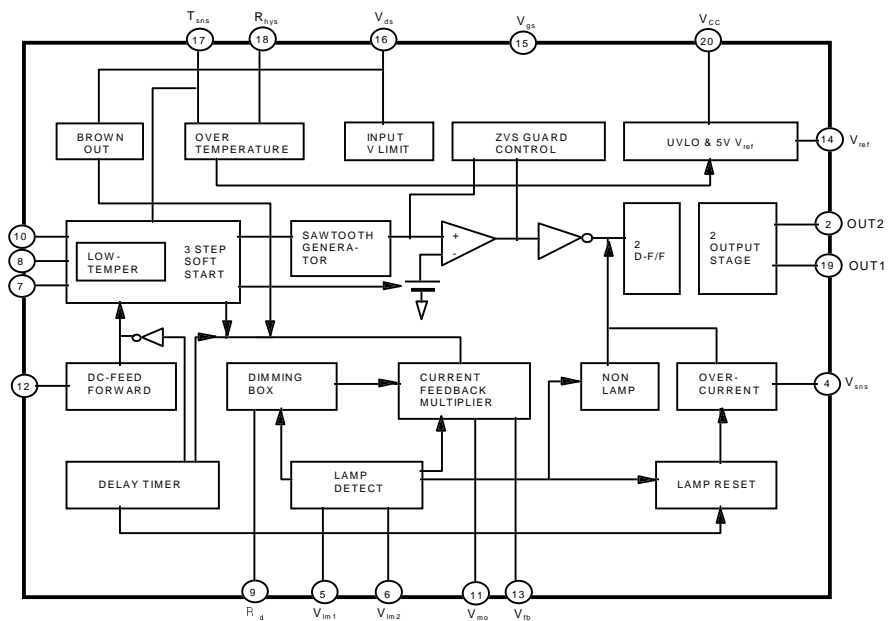
The KA7522 is a electronic ballast controller for fluorescent inverter systems. It contains whole function in KA7521, current feed back and preheating time controlled by temperature sensing.

**FEATURES**

- 3-step soft start
- Input voltage limit & Brown out
- Non Lamp detect, & Lamp reset
- ZVS Guard control
- Current feedback control
- Preheating time controlled by temperature sensing

**ORDERING INFORMATION**

Device	Package	Operating Temperature
KA7522	22 SDIP	-25 ~ + 100 °C
KA7522D	20 SOP	-25 ~ + 100 °C

**BLOCK DIAGRAM**

**ABSOLUTE MAXIMUM RATINGS** ( $T_A = 25^\circ\text{C}$ , unless otherwise specified)

Characteristic	Symbol	Value	Unit
Supply Voltage	$V_{CC}$	20	V
Peak driver output current	$I_{O(P)}$	500	mA
Operating ambient temperature	$T_{(OPR)}$	-25 ~ +100	$^\circ\text{C}$
Storage temperature	$T_{STG}$	-65 ~ +150	$^\circ\text{C}$

**ELECTRICAL CHARACTERISTICS**( $V_{CC} = 12\text{V}$ ,  $T_A = 25^\circ\text{C}$ , unless otherwise specified)

Characteristics	Symbol	Test Conditions	Min	Typ	Max	Unit
<b>Under Voltage Lock Out Section</b>						
Start-Up Threshold Voltage	$V_{ST}$		11.4	12.4	13.4	V
UVLO Hysteresis	$V_{THS}$		3.6	4.2	4.8	V
Start-Up Supply Current	$I_{ST}$	$V_{CC} = 9\text{V}$	0.5	0.8	1.1	mA
Operating Supply Current	$I_{CC}$	$V_{CC} = 14\text{V}$ , No Load	8	10.5	13	mA
<b>Reference Section</b>						
Reference Voltage	$V_{REF}$		5.0	5.1	5.2	V
Load Regulation	$\Delta V_{REF}$	$0 < I_{REF} < 5\text{mA}$	-	5	20	mV
<b>Preheating Section</b>						
Preheating Frequency	$F_P$	$V_{CS} = 0\text{V}$	125	145	165	KHz
Preheating Time Current	$I_P$	$V_{CS} = 0\text{V}$	8	14	20	$\mu\text{A}$
Preheating Dead Time	$T_{PD}$		2.5	3	3.5	$\mu\text{s}$
<b>Oscillator Section</b>						
Amplitude	$V_{(OSC)}$		3.0	3.4	3.8	V
Normal Frequency	$F_N$		80	100	120	KHz
Normal Dead Time	$T_{ND}$	$V_{CS} = 2\text{V}$	2.4	2.9	3.4	$\mu\text{s}$
<b>3-step Frequency Section</b>						
Preheating Voltage Range	$V_{PR}$		0.6	1	1.4	V
Soft start Voltage Range	$V_{SR}$		1.2	1.6	2.0	V

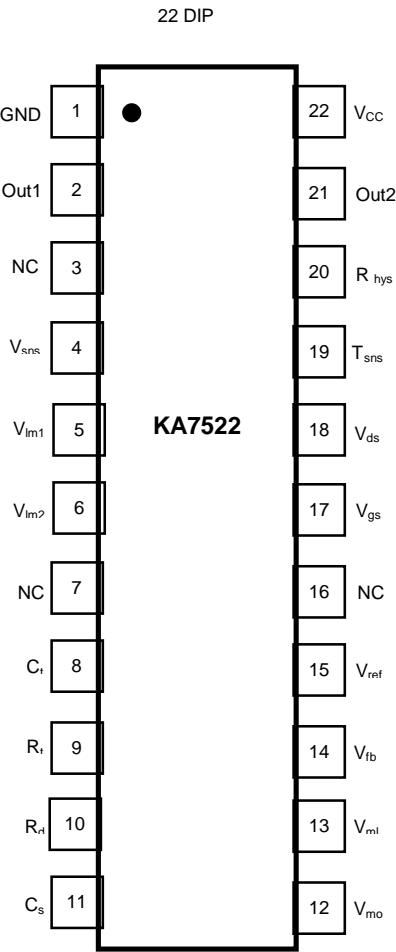
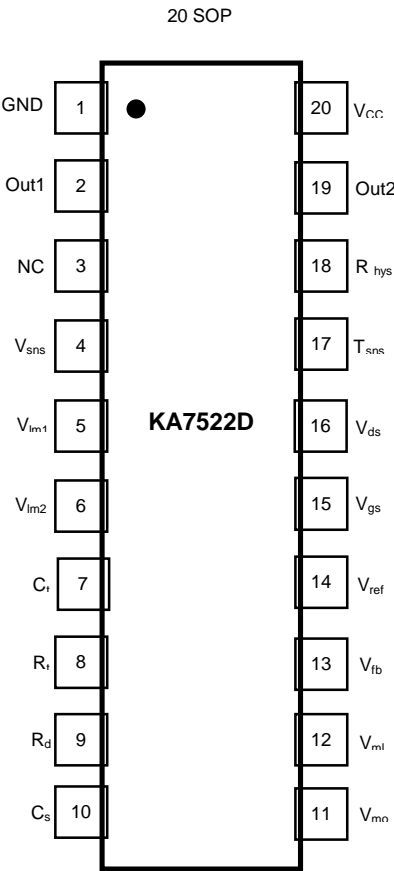
**ELECTRICAL CHARACTERISTICS**(V<sub>CC</sub> = 12V, T<sub>A</sub> = 25°C, unless otherwise specified)

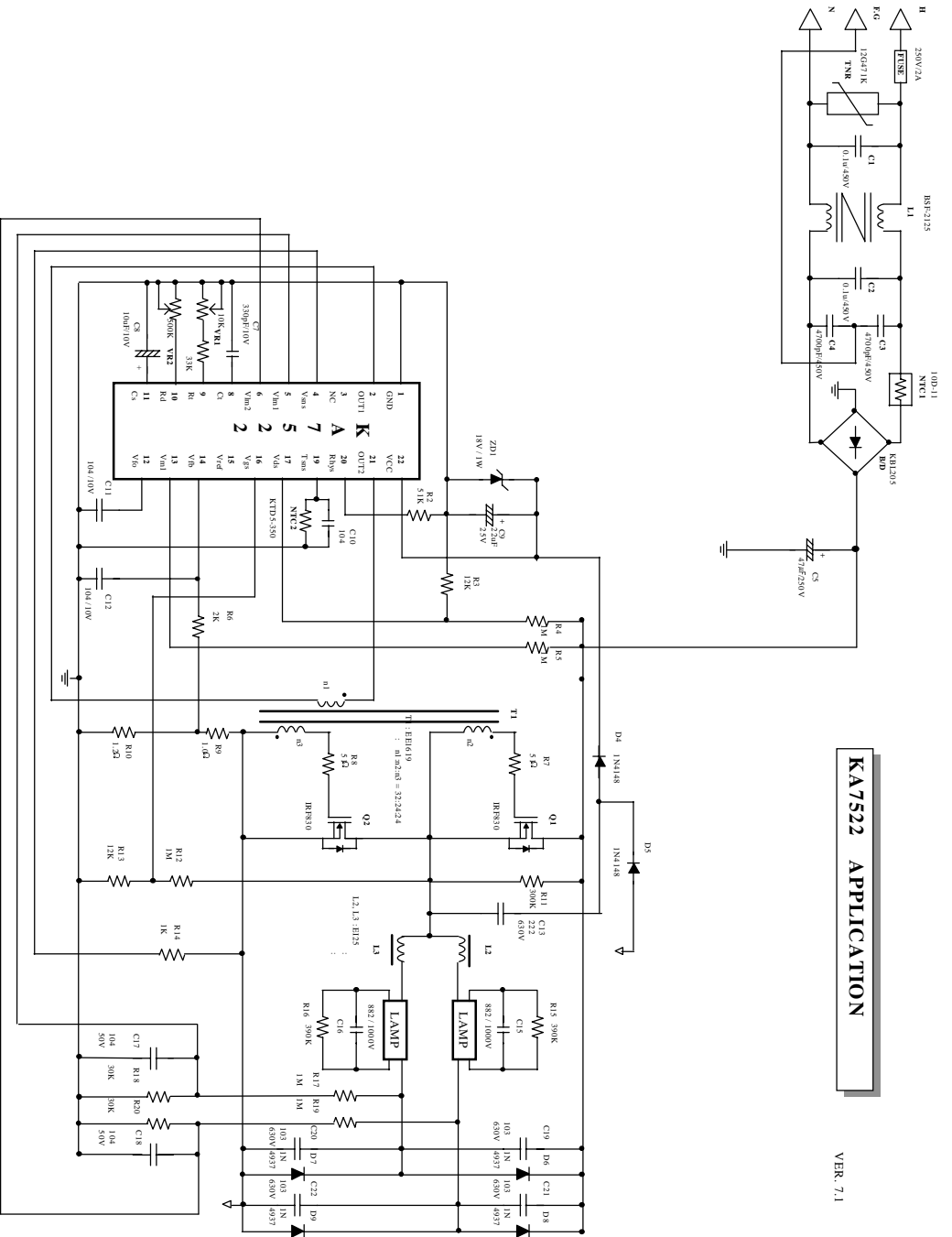
Characteristic	Symbol	Test Conditions	Min	Typ	Max	Unit
<b>Dimming Control Section</b>						
Dimming Current	I <sub>DIM</sub>	R <sub>D</sub> = 120K $\Omega$	26	33	40	$\mu$ A
<b>Option Comparator</b>						
Option Comparator Voltage	V <sub>OPT</sub>		2.7	3.1	3.5	V
<b>Option Section</b>						
Rising time	T <sub>R</sub>	No Load, V <sub>CC</sub> = 10V	-	80	120	ns
Falling time	T <sub>F</sub>	No Load, V <sub>CC</sub> = 10V	-	20	100	ns
High Voltage	V <sub>OH</sub>	I <sub>O</sub> = 30mA, V <sub>CC</sub> = 10V	7	8	-	V
Low Voltage	V <sub>OI</sub>	I <sub>O</sub> = 30mA, V <sub>CC</sub> = 10V	-	0.1	0.4	V
<b>Over Temperature Protection</b>						
High Temperature Voltage	V <sub>HT</sub>		0.4	0.8	1.2	V
Reset Temperature Voltage	V <sub>RT</sub>		1.7	2.1	2.5	V
Hysteresis Max Current	I <sub>HYS</sub>		80	100	120	$\mu$ A
<b>Input Voltage Limit</b>						
High Limit Voltage	V <sub>H(LIM)</sub>	R <sub>DS</sub> = 12K $\Omega$	4.8	5.3	5.8	V
High Limit Hysteresis	V <sub>HYS(H)</sub>	R <sub>DS</sub> = 12K $\Omega$	4.3	4.8	5.3	V
Low Limit Voltage	V <sub>L(LIM)</sub>	R <sub>DS</sub> = 12K $\Omega$	1.1	1.6	2.1	V
Low Limit Hysteresis	V <sub>HYS(L)</sub>	R <sub>DS</sub> = 12K $\Omega$	1.6	2.1	2.6	V
<b>Lamp Detection</b>						
Lamp1 Detect Voltage	V <sub>IM1</sub>		1.2	1.4	1.6	V
Lamp2 Detect Voltage	V <sub>IM2</sub>		1.2	1.4	1.6	V
<b>Temperature Sense</b>						
Negative Preheating Current	I <sub>P(-)</sub>		2	6	10	$\mu$ A
<b>Multiplier Section</b>						
Multiplier Gain (NOTE)	G <sub>M</sub>		-	0.01	0.02	
Multiplier Input 1 Current	I <sub>ML</sub>	R <sub>ML</sub> = M $\Omega$ , V <sub>ML</sub> = 27V	22	26	30	$\mu$ A
Multiplier Input 2 Current	I <sub>FB</sub>	V <sub>FB</sub> = GND	18	30	42	$\mu$ A

**ELECTRICAL CHARACTERISTICS**(V<sub>CC</sub> = 12V, T<sub>A</sub> = 25 °C, unless otherwise specified)

Characteristic	Symbol	Test Conditions	Min	Typ	Max	Unit
<b>Brown Out Section</b>						
Brown out Voltage	V <sub>BO</sub>		2.3	2.7	3.1	V
Brown out Hysteresis	V <sub>BYS</sub>		2.6	3	3.4	V
<b>Time Delay Section</b>						
Start Feedback Voltage	V <sub>SF</sub>		2.5	2.9	3.3	V
<b>DC Feed Forward Section</b>						
Feed Forward Current	I <sub>FF</sub>		19	23	27	μ A
<b>ZVS Guard Section0.4</b>						
High Sense Voltage	V <sub>HS</sub>		0.05	0.2	0.4	mV
Low Sense Voltage	V <sub>LS</sub>		0.05	0.2	0.4	mV

PIN CONNECTION (top view)





## PARTS LIST (KA7522/D)

Part	Value	Part	Value	Part	Value
R1	100K $\Omega$ 1W	R30	1K $\Omega$	D1	1N4937
R2	100K $\Omega$ 1W	VR1	500K $\Omega$	D2	1N4937
R3	2K $\Omega$			D3	1N4937
R4	22K $\Omega$	C1	0.1 $\mu$ F 250V	D4	1N4937
R5	1K $\Omega$	C2	0.1 $\mu$ F 250V	D5	1N4937
R6	10 $\Omega$ 1/2W	C3	4700pF 250V	D6	1N4937
R7	50K $\Omega$	C4	4700pF 250V		
R8	36K $\Omega$	C5	0.1 $\mu$ F 315V		
R9	1K $\Omega$	C6	22 $\mu$ F 24V		
R10	1K $\Omega$	C7	330 $\mu$ F 10V		
R11	2K $\Omega$	C8	10 $\mu$ F 10V	ZD1	15V 1W
R12	1.2 $\Omega$	C9	104 10V	ZD2	3.9V 0.5W
R13	100 $\Omega$ 1W	C10	104 10V	ZD3	3.9V 0.5W
R14	22 $\Omega$	C11	102 10V		
R15	22 $\Omega$	C12	68 $\mu$ F 450V		
R16	1M $\Omega$	C13	152 630V	Q1	KSP44
R17	12K $\Omega$	C14	822 1000V	Q2	KSP44
R18	390K $\Omega$	C15	822 1000V	Q3	IRF830
R19	390K $\Omega$	C16	103 630V	Q4	IRF830
R20	1M $\Omega$	C17	103 630V		
R21	1M $\Omega$	C18	103 630V	L1	BSF-2125
R22	390K $\Omega$	C19	103 630V	T1	EE1619
R23	390K $\Omega$	C20	1 $\mu$ F 10V	T2	EI25
R24	30K $\Omega$	C21	22 $\mu$ F 10V	T3	EI25
R25	1 $\Omega$	C22	1 $\mu$ F 10V		
R26	30K $\Omega$			B/D	KBL205
R27	12K $\Omega$	TNR	12G471K	IC	KA7522D
R28	1M $\Omega$	NTC1	10D-11		
R29	1M $\Omega$	NTC2	KTD5-350	FUSE	250V/2A

## TRADEMARKS

The following are registered and unregistered trademarks Fairchild Semiconductor owns or is authorized to use and is not intended to be an exhaustive list of all such trademarks.

ACEx™	ISOPLANAR™	UHC™
CoolFET™	MICROWIRE™	VCX™
CROSSVOLT™	POP™	
E <sup>2</sup> CMOS™	PowerTrench™	
FACT™	QS™	
FACT Quiet Series™	Quiet Series™	
FAST®	SuperSOT™-3	
FASTr™	SuperSOT™-6	
GTO™	SuperSOT™-8	
HiSeC™	TinyLogic™	

## DISCLAIMER

FAIRCHILD SEMICONDUCTOR RESERVES THE RIGHT TO MAKE CHANGES WITHOUT FURTHER NOTICE TO ANY PRODUCTS HEREIN TO IMPROVE RELIABILITY, FUNCTION OR DESIGN. FAIRCHILD DOES NOT ASSUME ANY LIABILITY ARISING OUT OF THE APPLICATION OR USE OF ANY PRODUCT OR CIRCUIT DESCRIBED HEREIN; NEITHER DOES IT CONVEY ANY LICENSE UNDER ITS PATENT RIGHTS, NOR THE RIGHTS OF OTHERS.

## LIFE SUPPORT POLICY

FAIRCHILD'S PRODUCTS ARE NOT AUTHORIZED FOR USE AS CRITICAL COMPONENTS IN LIFE SUPPORT DEVICES OR SYSTEMS WITHOUT THE EXPRESS WRITTEN APPROVAL OF FAIRCHILD SEMICONDUCTOR CORPORATION. As used herein:

1. Life support devices or systems are devices or systems which, (a) are intended for surgical implant into the body, or (b) support or sustain life, or (c) whose failure to perform when properly used in accordance with instructions for use provided in the labeling, can be reasonably expected to result in significant injury to the user.
2. A critical component is any component of a life support device or system whose failure to perform can be reasonably expected to cause the failure of the life support device or system, or to affect its safety or effectiveness.

## PRODUCT STATUS DEFINITIONS

### Definition of Terms

Datasheet Identification	Product Status	Definition
Advance Information	Formative or In Design	This datasheet contains the design specifications for product development. Specifications may change in any manner without notice.
Preliminary	First Production	This datasheet contains preliminary data, and supplementary data will be published at a later date. Fairchild Semiconductor reserves the right to make changes at any time without notice in order to improve design.
No Identification Needed	Full Production	This datasheet contains final specifications. Fairchild Semiconductor reserves the right to make changes at any time without notice in order to improve design.
Obsolete	Not In Production	This datasheet contains specifications on a product that has been discontinued by Fairchild semiconductor. The datasheet is printed for reference information only.



## TRADEMARKS

The following are registered and unregistered trademarks Fairchild Semiconductor owns or is authorized to use and is not intended to be an exhaustive list of all such trademarks.

ACEx™	ISOPLANAR™	UHC™
CoolFET™	MICROWIRE™	VCX™
CROSSVOLT™	POP™	
E <sup>2</sup> CMOS™	PowerTrench™	
FACT™	QS™	
FACT Quiet Series™	Quiet Series™	
FAST®	SuperSOT™-3	
FASTr™	SuperSOT™-6	
GTO™	SuperSOT™-8	
HiSeC™	TinyLogic™	

## DISCLAIMER

FAIRCHILD SEMICONDUCTOR RESERVES THE RIGHT TO MAKE CHANGES WITHOUT FURTHER NOTICE TO ANY PRODUCTS HEREIN TO IMPROVE RELIABILITY, FUNCTION OR DESIGN. FAIRCHILD DOES NOT ASSUME ANY LIABILITY ARISING OUT OF THE APPLICATION OR USE OF ANY PRODUCT OR CIRCUIT DESCRIBED HEREIN; NEITHER DOES IT CONVEY ANY LICENSE UNDER ITS PATENT RIGHTS, NOR THE RIGHTS OF OTHERS.

## LIFE SUPPORT POLICY

FAIRCHILD'S PRODUCTS ARE NOT AUTHORIZED FOR USE AS CRITICAL COMPONENTS IN LIFE SUPPORT DEVICES OR SYSTEMS WITHOUT THE EXPRESS WRITTEN APPROVAL OF FAIRCHILD SEMICONDUCTOR CORPORATION. As used herein:

1. Life support devices or systems are devices or systems which, (a) are intended for surgical implant into the body, or (b) support or sustain life, or (c) whose failure to perform when properly used in accordance with instructions for use provided in the labeling, can be reasonably expected to result in significant injury to the user.
2. A critical component is any component of a life support device or system whose failure to perform can be reasonably expected to cause the failure of the life support device or system, or to affect its safety or effectiveness.

## PRODUCT STATUS DEFINITIONS

### Definition of Terms

Datasheet Identification	Product Status	Definition
Advance Information	Formative or In Design	This datasheet contains the design specifications for product development. Specifications may change in any manner without notice.
Preliminary	First Production	This datasheet contains preliminary data, and supplementary data will be published at a later date. Fairchild Semiconductor reserves the right to make changes at any time without notice in order to improve design.
No Identification Needed	Full Production	This datasheet contains final specifications. Fairchild Semiconductor reserves the right to make changes at any time without notice in order to improve design.
Obsolete	Not In Production	This datasheet contains specifications on a product that has been discontinued by Fairchild semiconductor. The datasheet is printed for reference information only.