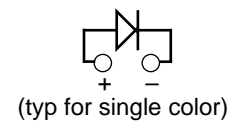
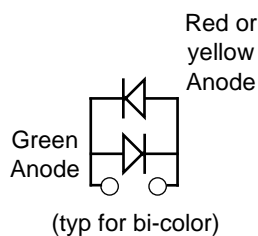
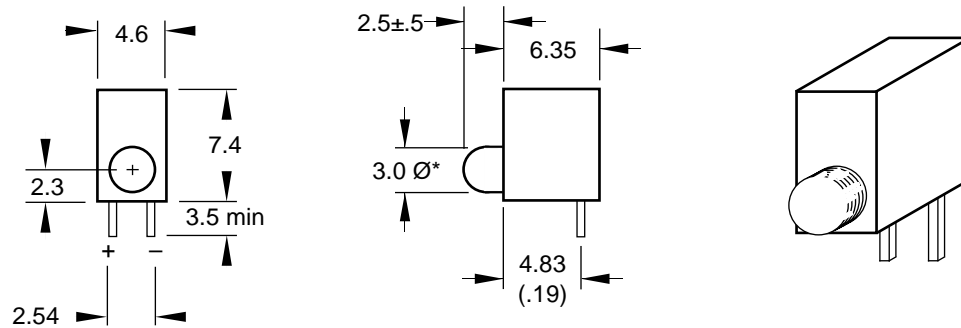


T-1, (3-mm) Round, PCB Mount Right Angle Indicator, J61UDB/X Series



The J61UDB/X has the lamp located at a nominal 2.3 mm(0.09") above the PCB and can be CMOS driven to save components. For added clearance, lamps with suffix S are normally supplied for standard diffused applications. This series can be supplied with pinout reversed from that shown by adding "-RL" to the order code.



Specify part desired as follows:

J61UDB/Order Code

For example: "J61UDB/GS" designates an assembly with a standard diffused green LED 2.8 mm in diameter.

"J61UDB/GS-RL" designates the same assembly with pins reversed.

ORDER CODE AND INFORMATION (ALL RATINGS AT 25°C AMBIENT)

LED Lamp			Typical Characteristics				Recom. Op. If (mA)
Epoxy & Type	Color	Order Code	Peak λ (nm)	Vf (V) @ If=20mA	Iv (mcd) @ If=10mA	$2\Theta_{1/2}$ (Deg)	
Tinted Diffused	Red	I	639	1.8	4.0	50	2 - 10
	Green	G	575	1.7	2.5	60	2 - 10
	Yellow	Y	591	1.85	4.0	45	2 - 10

* Specifications subject to change without notice. Dimensions are in mm±0.25 unless stated otherwise.

IDEA, Inc., 1300-B Pioneer St., Brea, CA 92821 Ph:562-697-4332, 800-LED-IDEA; Fax: 562-690-1352

Catalog 995A