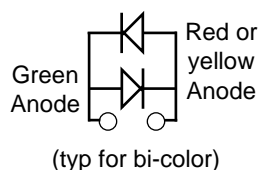
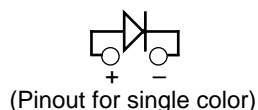
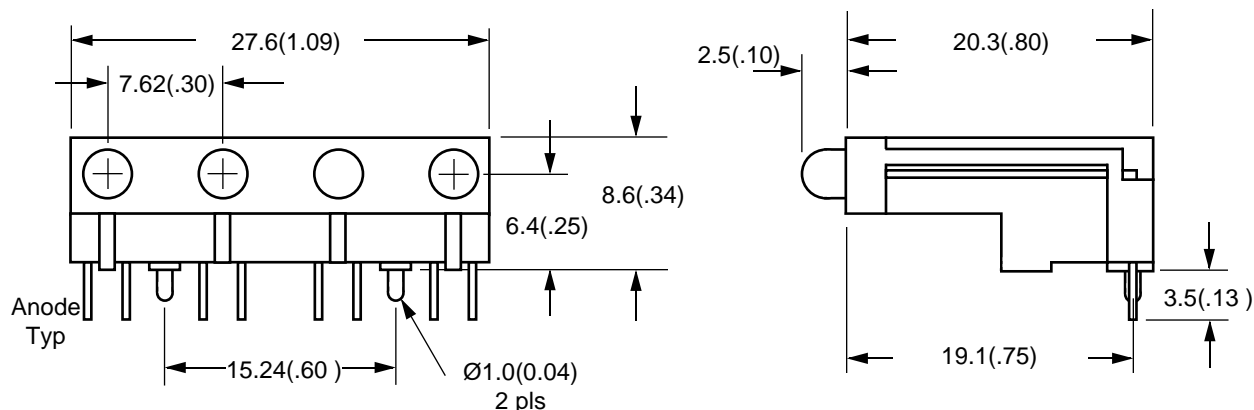


T-1, (3-mm) Round, Quad PCB Mount LED Indicator, J245B Series



J245B is designed to extend the reach of the LED indicators into the front bezel area where the PCB edge remains a distance away and can be CMOS driven to save components. The four lamps are positioned on a 0.3" pitch. The foot print of the pin-out is the same as the J244B but the lamps are centered 0.25" above the mounting plane and the lamps are significantly more forward.



Specify part desired as follows:

J245B/Order Code LED1 + Order Code LED 2 + Order Code LED 3 + Order Code LED 4

For example: "J245B/I+Y+2G" designates an assembly with a red LED, a yellow LED and 2 green LED's from left to right.

ORDER CODE AND INFORMATION (ALL RATINGS AT 25°C AMBIENT)

LED Lamp			Typical Characteristics				Recom. Op. If (mA)
Epoxy & Type	Color	Order Code	Peak λ (nm)	Vf (V) @ If=20mA	Iv (mcd) @ If=10mA	$2\Theta_{1/2}$ (Deg)	
Tinted Diffused	Red	I	639	1.8	4.0	50	2 - 10
	Green	G	575	1.7	2.5	60	2 - 10
	Yellow	Y	591	1.85	4.0	45	2 - 10

* Specifications subject to change without notice. Dimensions are in mm±0.25 unless stated otherwise.

IDEA, Inc., 1300-B Pioneer St., Brea, CA 92821 Ph:562-697-4332, 800-LED-IDEA; Fax: 562-690-1352

Catalog 995A