



90° HYBRID

MODEL HX66-27

Guaranteed Specifications

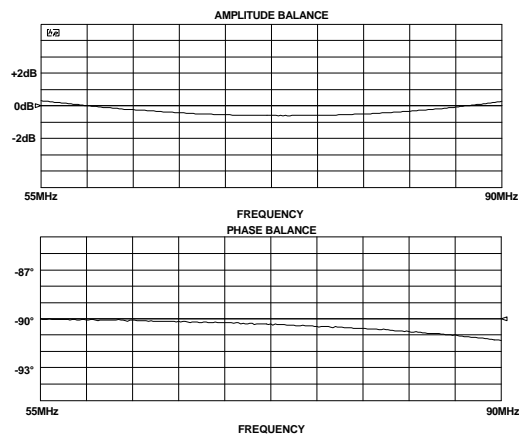
Parameter	Range	Limits
Frequency	55 MHz to 90 MHz	Min
Insertion Loss	55 MHz to 90 MHz	0.7 dB Max
Isolation	55 MHz to 90 MHz	20 dB Min
Phase Balance	55 MHz to 90 MHz	±3° Max
Amplitude Balance	55 MHz to 90 MHz	±1.2 dB Max

Note: All specifications apply in a 50 Ohm system driving Pin 1 with outputs at Pins 3 and 5, and with Pin 7 terminated in 50 Ohms. 75 Ohm models are available.

Maximum Ratings

Input Power	1 Watt
Temperature Range	-54°C to +85°C

Typical Performance



Reliability

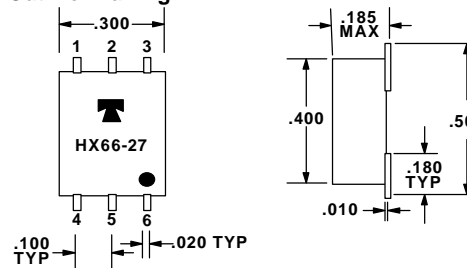
All units are designed and constructed to meet or exceed specifications after exposure to any or all of the following MIL-STD-202 tests which are applicable.

Test	Method	Condition
Temperature Cycle	107G	A
Thermal Cycle	107G	AA
Vibration	204D	A
Solderability	208F	
Terminal Strength	211A	A
Terminal Fatigue	211A	C
Mechanical Shock	213B	C

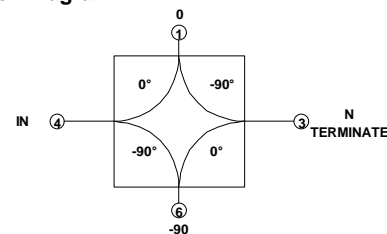
Features

- ◆ Broadband
- ◆ Surface Mount
- ◆ Low Cost
- ◆ High Temp Material

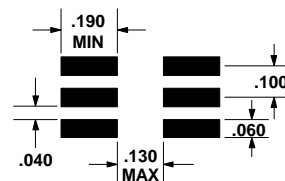
Outline Drawing



Block Diagram



Footprint



All characteristics of Tele-Tech products may be modified to meet customer requirements.

P.O. Box 790, Bozeman, Montana 59717
Phone: (406) 586-0291 Fax: (406) 587-0653 E-mail: admin@tele-tech-rf.com