

4.0 WATT UNREGULATED HIGH ISOLATION DC/DC CONVERTER

HB04U




FEATURES

- HIGH ISOLATION - 3000V RATING
- 8000V ISOLATION TEST VOLTAGE
- BARRIER 100% PRODUCTION TESTED
- LOW BARRIER CAPACITANCE - 10PF
- LOW LEAKAGE CURRENT - 2 μ A MAX
- INTERNAL FILTERING

APPLICATIONS

- BIOMEDICAL DATA ACQUISITION
- INDUSTRIAL PROCESS CONTROL
- ANALYTICAL MEASUREMENTS
- GROUND LOOP ELIMINATION
- INTRINSIC SAFETY SYSTEMS

MECHANICAL



More product information and application notes are available
on our website at www.cdpowerelectronics.com

Power Electronics Division, United States
3400 E Britannia Drive, Tucson, Arizona 85706
Phone: 520.295.4100 Fax: 520.770.9369

Power Electronics Division, Europe
C&D Technologies (Power Electronics) Ltd.
132 Shannon Industrial Estate, Shannon, Co. Clare, Ireland
Tel: +353.61.474.133 Fax: +353.61.474.141

ELECTRICAL SPECIFICATIONS

Specifications typical at T_A = +25°C, nominal input voltage, rated output current unless otherwise noted.

MODEL	NOMINAL INPUT VOLTAGE (V _{DC})	RATED OUTPUT VOLTAGE (V _{DC})	RATED OUTPUT CURRENT (mA)	INPUT CURRENT		EFFICIENCY (%)
				NO LOAD (mA)	RATED LOAD (mA)	
HB04U05S05	5	5	800	60	1000	80
HB04U05S12	5	12	333	60	1000	80
HB04U05S15	5	15	267	60	1000	80
HB04U12S05	12	5	800	25	380	87
HB04U12S12	12	12	333	25	380	87
HB04U12S15	12	15	267	25	380	87
HB04U15S05	15	5	800	20	310	87
HB04U15S12	15	12	333	20	310	87
HB04U15S15	15	15	267	20	310	87
HB04U05D05	5	±5	±400	60	944	85
HB04U05D12	5	±12	±167	60	944	85
HB04U05D15	5	±15	±134	60	944	85
HB04U12D05	12	±5	±400	25	375	88
HB04U12D12	12	±12	±167	25	375	88
HB04U12D15	12	±15	±134	25	375	88
HB04U15D05	15	±5	±400	20	300	88
HB04U15D12	15	±12	±167	20	300	88
HB04U15D15	15	±15	±134	20	300	88

Note: Other input to output voltage options may be available. Please consult factory.

COMMON SPECIFICATIONS

Specifications typical at T_A = +25°C, nominal input voltage, rated output current unless otherwise noted.

PARAMETER	CONDITIONS	MIN	TYP	MAX	UNITS
INPUT					
Voltage Range		4.5 10.8 13.5	5 12 15 35	5.5 13.2 16.5	V _{DC}
Reflected Ripple Current					mAp-p
ISOLATION					
Rated Voltage		3000			V _{DC}
Test Voltage	60 Hz, 10 Seconds	8000			V _{pk}
Resistance			10		GΩ
Capacitance			10		pF
Leakage Current	V _{ISO} = 240V _{AC} , 60Hz		1.2	2	μA _{rms}
OUTPUT					
Rated Power			4		W
Voltage Setpoint Accuracy			±3	±5	%
Temperature Coefficient			±0.02		%/°C
Ripple & Noise	BW = DC to 10MHz		100		mVp-p
BW = 10Hz to 2MHz			20		mV _{rms}
Line Regulation	High Line to Low Line		±1.5		%/% V _{in}
Load Regulation	See performance curves				
GENERAL					
Switching Frequency			100		kHz
Package Weight			22		g
MTTF per MIL-HDBK-217, Rev. E	Circuit Stress Method				
Ground Benign	T _A = +25°C		200,000		Hr
TEMPERATURE					
Specification		-25		+70	°C
Operation		-40		+85	°C
Storage		-40		+110	°C

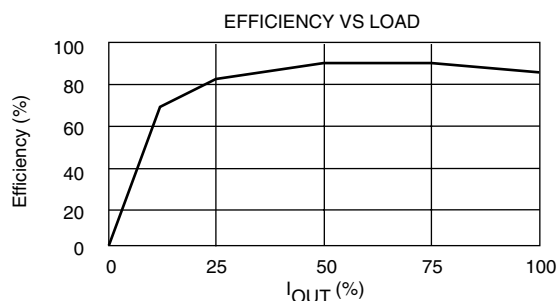
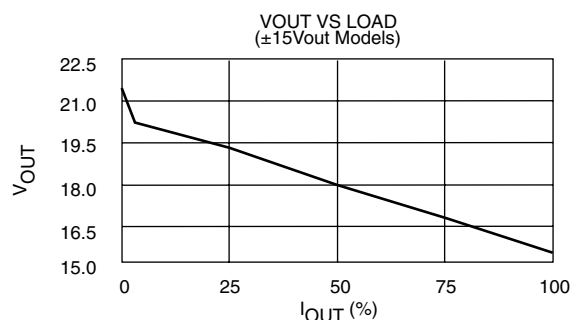
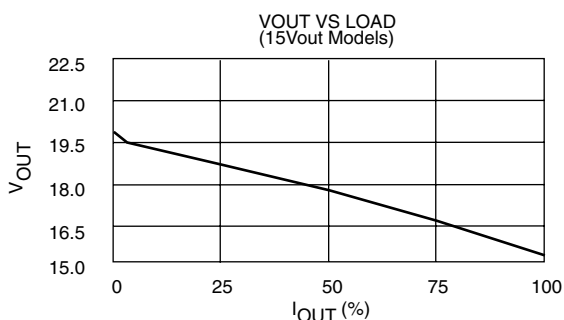
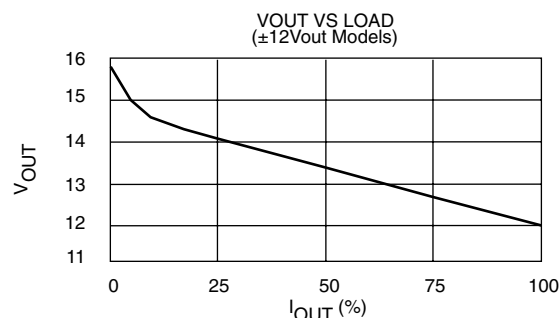
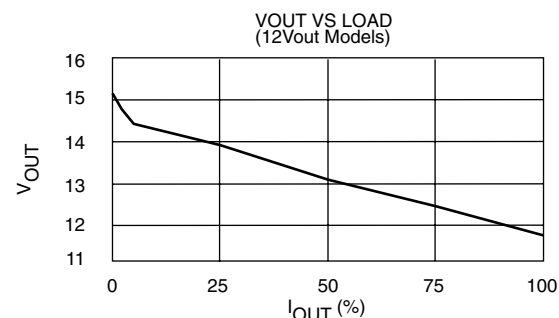
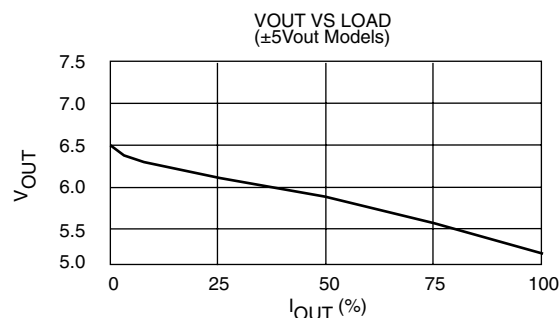
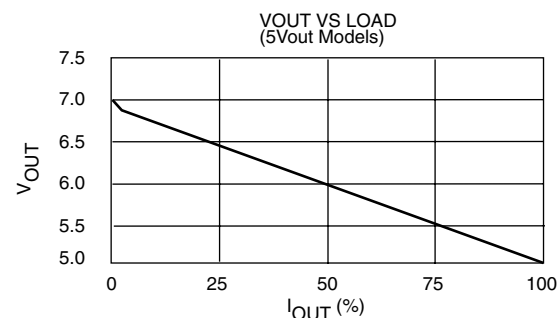
ABSOLUTE MAXIMUM RATINGS

Internal Power Dissipation.....	1W
Short Circuit Duration.....	Momentary
Lead Temperature (soldering, 10 seconds max).....	+300°C

ORDERING INFORMATION

Device Family	HB04U	xx	yy	zz	Q
HB04U Indicates DC/DC Converter					
Model Number					
Where:					
xx = Input Voltage					
yy = Number or Outputs (Single "S", Dual "D")					
zz = Output Voltage					
Package Option					

TYPICAL PERFORMANCE CURVES



The information provided herein is believed to be reliable; however, C&D TECHNOLOGIES assumes no responsibility for inaccuracies or omissions. C&D TECHNOLOGIES assumes no responsibility for the use of this information, and all use of such information shall be entirely at the user's own risk. Prices and specifications are subject to change without notice. No patent rights or licenses to any of the circuits described herein are implied or granted to any third party. C&D TECHNOLOGIES does not authorize or warrant any C&D TECHNOLOGIES product for use in life support devices/systems or in aircraft control applications.

