



EVERLIGHT ELECTRONICS CO.,LTD.

Device Number : CDDD-556-011 REV: 1

0.56" Dual Digit Displays

PART NO. : ELD-556VGWA ECN : _____ Page: 1/5

■ Features :

- Industrial standard size.
- Low power consumption.
- Categorized for luminous intensity.

■ Applications:

- Audio equipment
- Instrument panels
- Digital read out display

■ Descriptions :

- The ELD-556 series is a large 14.2mm (0.56")high seven segment display designed for viewing distances up to 7 meters.
- These displays provide excellent reliability in bright ambient light.
- These devices are made with white segments and gray surface.

PART NO.	Chip	
	Material	Emitted Color
ELD-556VGWA	GaP	Green

OFFICE : 7c Building ,Lian Hua Port Industrial District, Lian Hua Shan Bonded Processing Zone Pan Yu, Guang Zhou, China

TEL : (020) 84860913 , 84860914

FAX : (020) 84860600

<http://www.everlight.com>

T02003 B90560815



EVERLIGHT ELECTRONICS CO.,LTD.

Device Number : CDDD-556-011 REV: 1

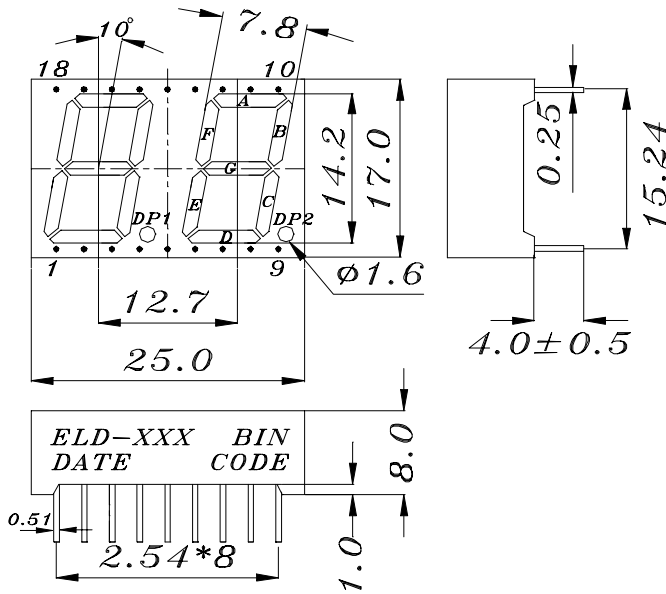
0.56" Dual Digit Displays

PART NO. : ELD-556VGWA

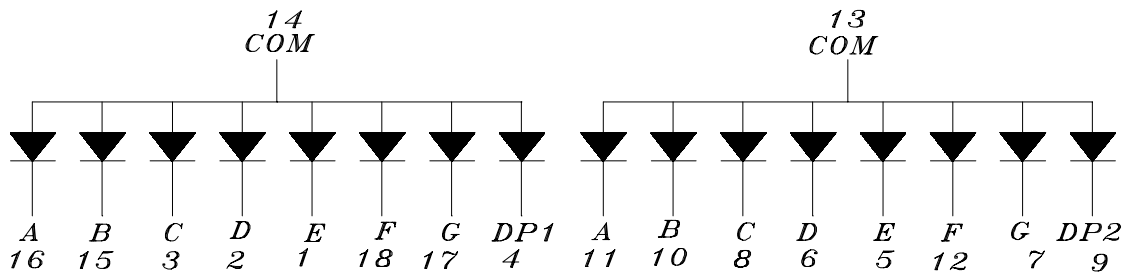
ECN :

Page: 2/5

Package Dimension:



- COMMON ANODE**
- 1 CATHODE E D1
 - 2 CATHODE D D1
 - 3 CATHODE C D1
 - 4 CATHODE DP1 D1
 - 5 CATHODE E D2
 - 6 CATHODE D D2
 - 7 CATHODE G D2
 - 8 CATHODE C D2
 - 9 CATHODE DP2 D2
 - 10 CATHODE B D2
 - 11 CATHODE A D2
 - 12 CATHODE F D2
 - 13 COMMON ANODE D2
 - 14 COMMON ANODE D1
 - 15 CATHODE B D1
 - 16 CATHODE A D1
 - 17 CATHODE G D1
 - 18 CATHODE F D1



Notes:

1. All dimensions are in millimeters, tolerance is 0.25mm unless otherwise noted.
 2. Above specification may be changed without notice.
- Supplier will reserve authority on material change for above specification.



EVERLIGHT ELECTRONICS CO.,LTD.

Device Number : CDDD-556-011

REV: 1

0.56" Dual Digit Displays

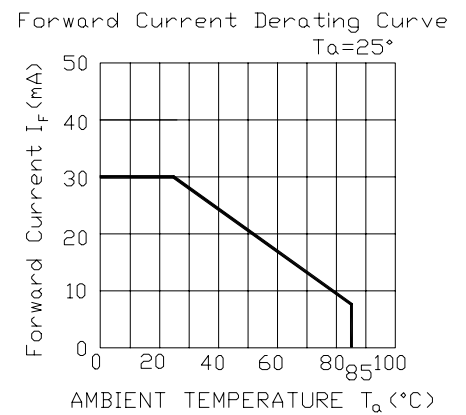
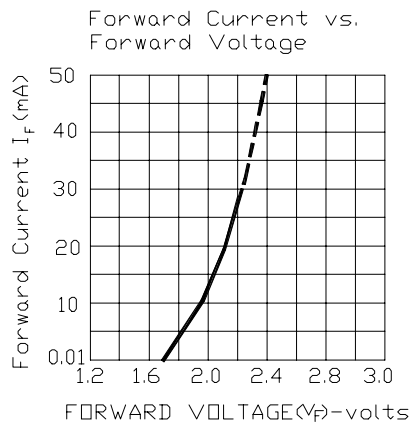
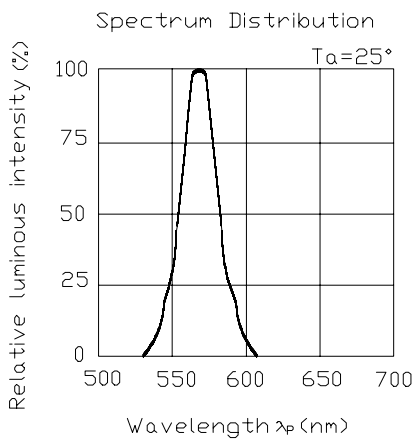
PART NO. : ELD-556VGWA

ECN :

Page: 4/5

Typical Electro-Optical Characteristic Curves:

VG





EVERLIGHT ELECTRONICS CO.,LTD.

Device Number : CDDD-556-011

REV: 1

0.56" Dual Digit Displays

PART NO. : ELD-556VGWA

ECN :

Page: 5/5

Reliability test items and conditions:

NO	Item	Test Conditions	Test Hours/Cycle	Sample Size	Ac/Re
1	Solder Heat	TEMP : 260°C ± 5 °C	5 SEC	76 PCS	0/1
2	Temperature Cycle	H : +85°C 30min ∫ 5 min L : -55°C 30min	50 CYCLE	76 PCS	0/1
3	Thermal Shock	H : +100°C 5min ∫ 10 sec L : -10°C 5min	50 CYCLE	76 PCS	0/1
4	High Temperature Storage	TEMP : 100°C	1000 HRS	76 PCS	0/1
5	Low Temperature Storage	TEMP : -55°C	1000 HRS	76 PCS	0/1
6	DC Operating Life	IF = 10 mA	1000 HRS	76 PCS	0/1
7	High Temperature / High Humidity	85°C /85% RH	1000 HRS	76 PCS	0/1