

APPLICATIONS

- HYDRAULIC/
PNEUMATIC CONTROLS
- AIR
COMPRESSORS
- ENERGY
MANAGEMENT
'smart' compressors,
refrigeration/chiller
control
- PROCESS CONTROL
SYSTEMS
- ENGINE CONTROLS
AND MONITORS

MODEL ECLIPSE • OEM PRESSURE TRANSDUCER

The model EC pressure transducer is designed for OEM's who require a reliable pressure transducer for industrial or heavy-duty applications. The model EC features our proven all wetted stainless steel design, rugged packaging, internal signal amplifications, and price which make it an ideal sensor for a variety of applications.

The model EC offers a broad selection of pressure ranges, output ranges, process connections and electrical termination to meet the demanding requirements of customers worldwide. Output options include voltage and current styles. Process connections include English and Metric forms. Electrical terminations include cable and connector styles. The cable style version is suitable for harsh environments that require IP66 type sealing.

The model EC is fully temperature compensated and calibrated and delivers excellent accuracy over a wide temperature range. CE versions are available.



FEATURES

- Voltage or current output
- Broad selection of pressure ranges
- CE, UL and ULc listings are standard for some combinations
- Weather proof type connector
- Reverse polarity protection
- Low excitation voltage
- IP65 sealed steel case, with appropriate connector (IP66 with cable termination)

BENEFIT

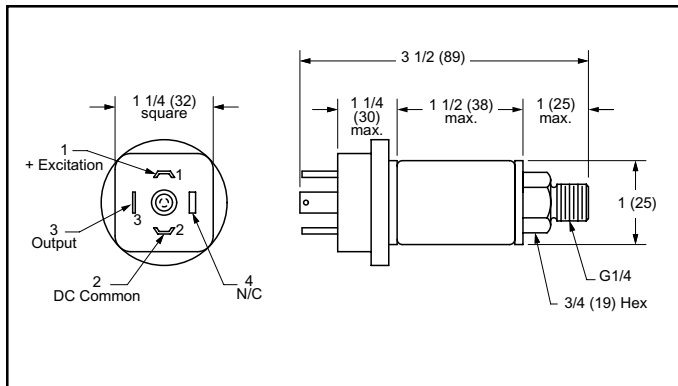
- Flexibility for the designer
- Suitable for many applications
- Ready for Europe
- High reliability in tough environments
- Not damaged by reversed excitation
- Suitable for ORV or marine use
- Complete environmental protection for electronics

HOW TO ORDER

Model	EC	100	P	S	1	P	G	Output
Range								C = 0.5-4.5 VDC G = 4-20 mA R5 = 1-6 VDC
015	100	01K	001	010	100			
025	200	02K	004	016	160			
050	300	03K	006	025	250			
	500	05K		040	350			
		07K		060	500			
Unit								
	PSI	BAR						
	P = PSI	B = BAR						
								Termination
								C = Cable H = Hirschmann P = Packard D = Din Connector
								Pressure Connection
								1 = 1/8-27 NPT 6 = G1/4-19 BSP 7 = 7/16-20 UNF
								Reference
								G = Gage (PSIG) S = Sealed (PSIS)

Note: Not all combinations are available. Minimum quantity orders apply. Contact the factory for more details.

DIN 43650



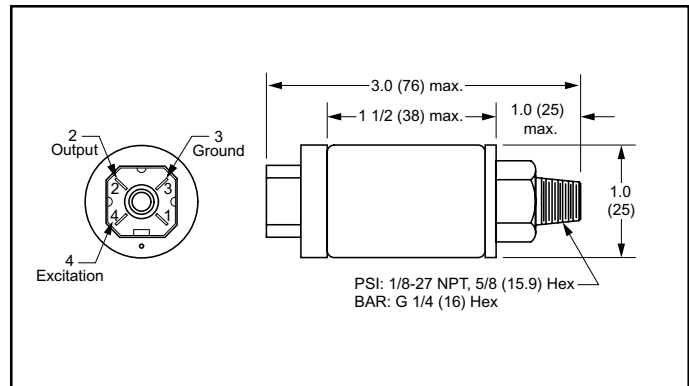
ECLIPSE MODEL DIN 43650

This version of the Model Eclipse features electrical connectors, pressure port threads and pressure ranges attractive to users requiring European standards. The electrical connector meets DIN 43650 and offers the user the advantage of wiring to screw terminals inside the mating connector. The environmental rating is IP 65 when used with the proper cable size and with the mating connector installed on the transducer. The mating connector features a center screw fastener for rigid attachment to the transducer. The pressure port connection is the popular G 1/4 thread and pressure ranges of 0 to 1 bars to 0 to 500 bars are available. The mating connector is included with this version.

DIN CONNECTOR PINS

Pin	Voltage	Current
1	+ Excitation	+ Excitation
2	Common	N / C
3	Output	- Excitation (return)
4	N / C	N / C

HIRSCHMANN

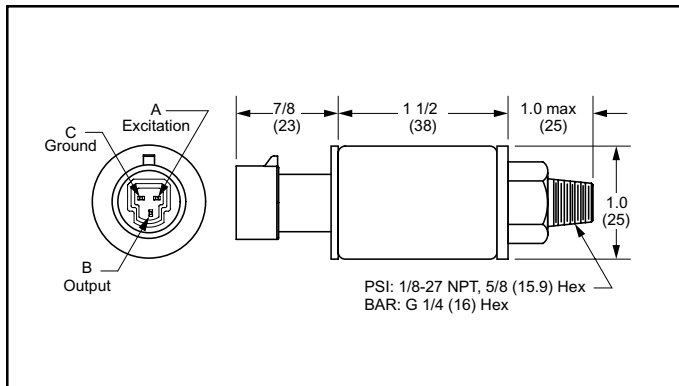


ECLIPSE MODEL HIRSCHMANN

The Model Eclipse is available with a mini DIN style electrical connector. This connection is a popular choice throughout the world and offers quick disconnection but can be rigidly attached with the center screw fastener. The cable exit can be adjusted for any 90-degree direction. The Hirschmann version is rated IP 65 for environmental protection when used with the proper cable size and with the mating connector installed on the transducer. The choice of pressure fittings is 1/8-27 NPT or G 1/4. The mating connector is included with this version.

HIRSCHMANN CONNECTOR PINS

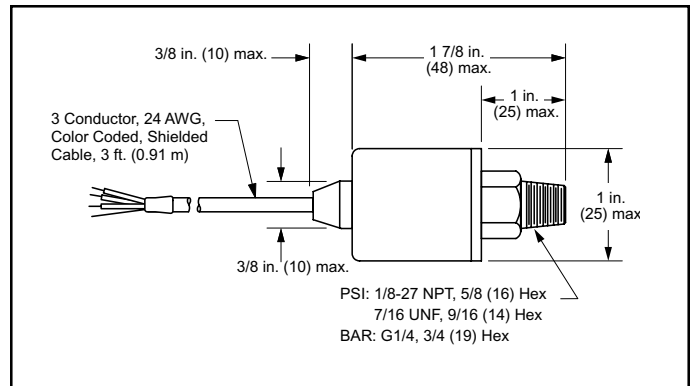
Pin	Voltage	Current
1	N / C	N / C
2	Output	N / C
3	Common	- Excitation (return)
4	+ Excitation	+ Excitation

PACKARD**ECLIPSE MODEL PACKARD**

To meet the requirements of automotive applications the Model Eclipse is offered with the Packard Metri-Pack™ electrical connector. This connector has been specified for the extreme environments found in engine and hydraulic applications. The connector has a locking lug to maintain connection with the mating plug. This version is available with 1/8-27 NPT or G 1/4 pressure fittings and pressure ranges from 0 to 15 through 0 to 7000 psi. The mating connector is not included with this version.

PACKARD CONNECTOR PINS

Pin	Voltage	Current
a	+ Excitation	+ Excitation
b	Output	- Excitation (return)
c	Common	N / C

CABLE**ECLIPSE MODEL CABLE**

The Model Eclipse can be provided with an all stainless steel case and an integral cable for electrical connection. The advantage of this arrangement is that the environmental rating is increased to IP66 and would be recommended for extreme outdoor or industrial environments. This version is available with the 1/8-27 NPT or G 1/4 pressure fittings and pressure ranges from 0 to 15 psi through 0 to 7000 psi or 0 to 1 bar to 0 to 500 bars.

WIRE CODE

Wire	Voltage	Current
Red	+ Excitation	+ Excitation
White	Output	- Excitation (return)
Black	Common	N / A
Bare	Shield	Shield

TECHNICAL SPECIFICATIONS

RANGES

015, 025, 050 psig
100, 200, 300, 500, 1K, 2K, 3K, 5K, 7K psis
1, 2.5, 4 barg
6, 10, 16, 25, 40, 60, 100, 160, 250, 350, 500 bars

PHYSICAL

Proof Pressure	< 500 psi, 2 X rated range; ≥ 500 psi, 1.5 X rated range
Burst Pressure	< 500 psi, 10 X rated range; ≥ 500 psi, 10 X rated range (30 kpsi max)
Material in Contact with Media	300 series SS, braze compound
Weight	3.0 oz (75 gm)

ENVIRONMENTAL

Shock	50 g's peak (5 ms), 100 g's peak (11 ms)
Vibration	Figure 514.2-5, Curve AK, Table 514.2-V, Random Vibration Test (Overall g rms = 20.7 minimum)

ELECTRICAL

	<i>Ratiometric Voltage</i>	<i>Regulated</i>	<i>Current</i>
Zero Output	0.5 Vdc	1.0 Vdc	4.0 mA
Full Scale Output	4.0 Vdc (0.50-4.50 Vdc)	5.0 Vdc (1.0-6.0 Vdc)	16.0 mA (4-20 mA)
Excitation	5 Vdc ±250 mV (7.0 V max)	7-35 Vdc	9.5-35 Vdc
Supply Current	15.0 mA typical (17.0 mA max)	15.0 mA typical (17.0 mA max)	N/A
Source (nominal)	2.0 mA	2.0 mA	N/A
Sink (nominal)	0.3 mA @ zero output	20 µA @ zero output	N/A
Supply Rejection Ratio	90 db	90 db	90 db

PERFORMANCE

Response Time	< 500 microseconds
EMI/RFI	Exceeds CE heavy industrial (30 v/m radiated 150 kHz-1 GHz)
Electrical Connection	Packard Metri-Pack™ connector requires, Packard #12065287 mating connector, Hirschmann (mating connector supplied), DIN 43650 (mating connector supplied) or 1 meter, 22 AWG Cable
Accuracy	±0.25% F.S.O. best fit straight line, Includes: non-linearity, hysteresis, non-repeatability. Thermal errors are not included, ±0.5% < 100 psi, 6 gbars
Total Error Band	±3.0% Typical (±4.0% Max.) F.S.O. Includes: zero offset error, span error, thermal effect on zero and thermal effect on span, non-linearity, hysteresis, non-repeatability
Compensated Operating and Storage Temperature Range	-40° to 105°C (-40° to 221°F)

Note: Contact the factory to discuss other pressure ranges.

Note: All specifications are measured at 25°C (77°F) and at rated excitation unless otherwise specified.

Note: Meets IEC-68-2 or MIL-STD 810C.

WARRANTY/REMEDY

Honeywell warrants goods of its manufacture as being free of defective materials and faulty workmanship. Contact your local sales office for warranty information. If warranted goods are returned to Honeywell during the period of coverage, Honeywell will repair or replace without charge those items it finds defective. The foregoing is Buyer's sole remedy and is in lieu of all other warranties, expressed or implied, including those of merchantability and fitness for a particular purpose.

Specifications may change without notice. The information we supply is believed to be accurate and reliable as of this printing. However, we assume no responsibility for its use.

While we provide application assistance personally, through our literature and the Honeywell web site, it is up to the customer to determine the suitability of the product in the application.

Item # 1096500 MG 10/01

Honeywell

Sensing and Control
Honeywell
100 Discovery Way
Acton, MA 01720 USA



Tel: (877) 384-1300; Fax: (978) 263-0630

www.honeywell.com/sensing/products/di