



SAW Components

Data Sheet B4169

Data Sheet

A large, stylized, and somewhat abstract graphic of the EPCOS logo. The word "EPCOS" is rendered in a bold, sans-serif font, with the letters appearing to be part of a larger, curved structure that resembles a stylized globe or a series of overlapping planes. The graphic is in grayscale and has a high-contrast, almost glowing appearance.



SAW Components

B4169

Low-Loss Filter for Mobile Communication

1842,5 MHz

Data Sheet



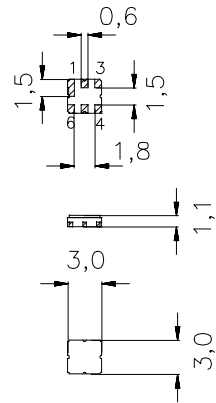
Ceramic package **DCC6D**

Features

- Low-loss RF filter for mobile telephone PCN systems, receive path
- Low amplitude ripple
- Usable passband 75 MHz
- Unbalanced to balanced operation
- Package for **Surface Mounted Technology (SMT)**
- Ceramic SMD package

Terminals

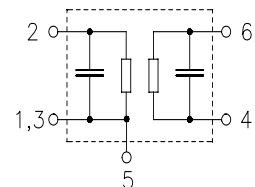
- Ni, gold-plated



Dimensions in mm, approx. weight 0,037 g

Pin configuration

2	Input, unbalanced
4, 6	Output, balanced
1, 3	Input ground
1, 3, 5	To be grounded



Type	Ordering code	Marking and Package according to	Packing according to
B4169	B39182-B4169-U510	C61157-A7-A68	F61074-V8089-Z000

Electrostatic Sensitive Device (ESD)

Maximum ratings

Operable temperature range	T	- 10 / + 75	°C	
Storage temperature range	T_{stg}	- 40 / + 85	°C	
DC voltage	V_{DC}	3	V	
Input power max.	P_{IN}			source/load impedance 50Ω/50Ω
1710,0 ... 1785,0 MHz		15	dBm	peak power of GSM signal, duty cycle 1:8 (2000 h, 75 °C max.)



SAW Components

B4169

Low-Loss Filter for Mobile Communication

1842,5 MHz

Data Sheet



Characteristics

Operating Temperature Range:	$T = +25 \pm 2^\circ\text{C}$
Terminating source impedance:	$Z_S = 50 \Omega$ (unbalanced)
Terminating load impedance:	$Z_L = 50 \Omega$ (balanced)

		min.	typ.	max.	
Center frequency	f_C	—	1842,5	—	MHz
Maximum insertion attenuation	α_{\max}	—	3,0	3,5	dB
	1805,0 ... 1880,0 MHz				
Amplitude ripple (p-p)	$\Delta\alpha$	—	1,2	1,7	dB
	1805,0 ... 1880,0 MHz				
Attenuation	α				
	0 ... 1705,0 MHz	23	35	—	dB
	1705,0 ... 1785,0 MHz	10	15	—	dB
	1920,0 ... 1980,0 MHz	10	13	—	dB
	1980,0 ... 6000,0 MHz	23	27	—	dB



SAW Components

B4169

Low-Loss Filter for Mobile Communication

1842,5 MHz

Data Sheet



Characteristics

Operating Temperature Range: $T = -10$ to $+75^{\circ}\text{C}$
 Terminating source impedance: $Z_S = 50\ \Omega$ (unbalanced)
 Terminating load impedance: $Z_L = 50\ \Omega$ (balanced)

		min.	typ.	max.	
Center frequency	f_C	—	1842,5	—	MHz
Maximum insertion attenuation	α_{\max}	—	3,2	4,0	dB
	1805,0 ... 1880,0 MHz				
Amplitude ripple (p-p)	$\Delta\alpha$	—	1,4	2,2	dB
	1805,0 ... 1880,0 MHz				
Attenuation	α				
	0 ... 1705,0 MHz	23	35	—	dB
	1705,0 ... 1785,0 MHz	9	14	—	dB
	1920,0 ... 1980,0 MHz	9	13	—	dB
	1980,0 ... 6000,0 MHz	23	27	—	dB



SAW Components

B4169

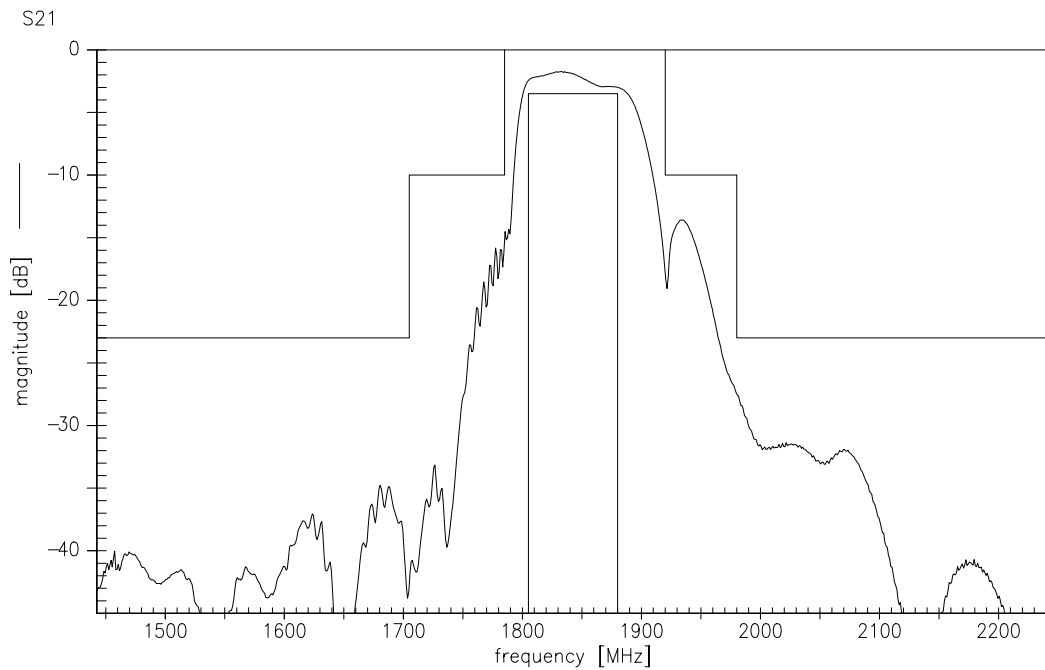
Low-Loss Filter for Mobile Communication

1842,5 MHz

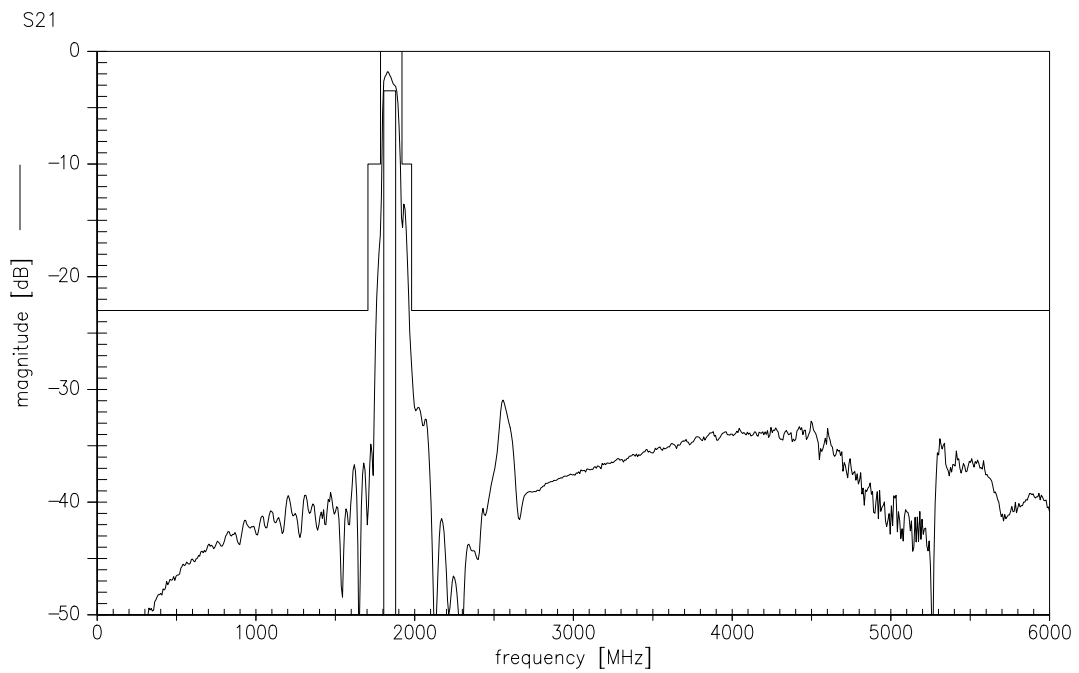
Data Sheet



Transfer function



Transfer function (wide band)





SAW Components	B4169
Low-Loss Filter for Mobile Communication	1842,5 MHz
Data Sheet	SMD

Published by EPCOS AG

Surface Acoustic Wave Components Division, SAW MC WT PD

P.O. Box 80 17 09, D-81617 München

© EPCOS AG 2001. All Rights Reserved.

As far as patents or other rights of third parties are concerned, liability is only assumed for components per se, not for applications, processes and circuits implemented within components or assemblies.

The information describes the type of component and shall not be considered as assured characteristics.

Terms of delivery and rights to change design reserved.

For questions on technology, prices and delivery please contact the sales offices of EPCOS AG or the international representatives.

Due to technical requirements components may contain dangerous substances. For information on the type in question please also contact one of our sales offices.