




BCM3034 PRODUCT Brief



UNIVERSAL ADVANCED DOWNSTREAM MODULATOR

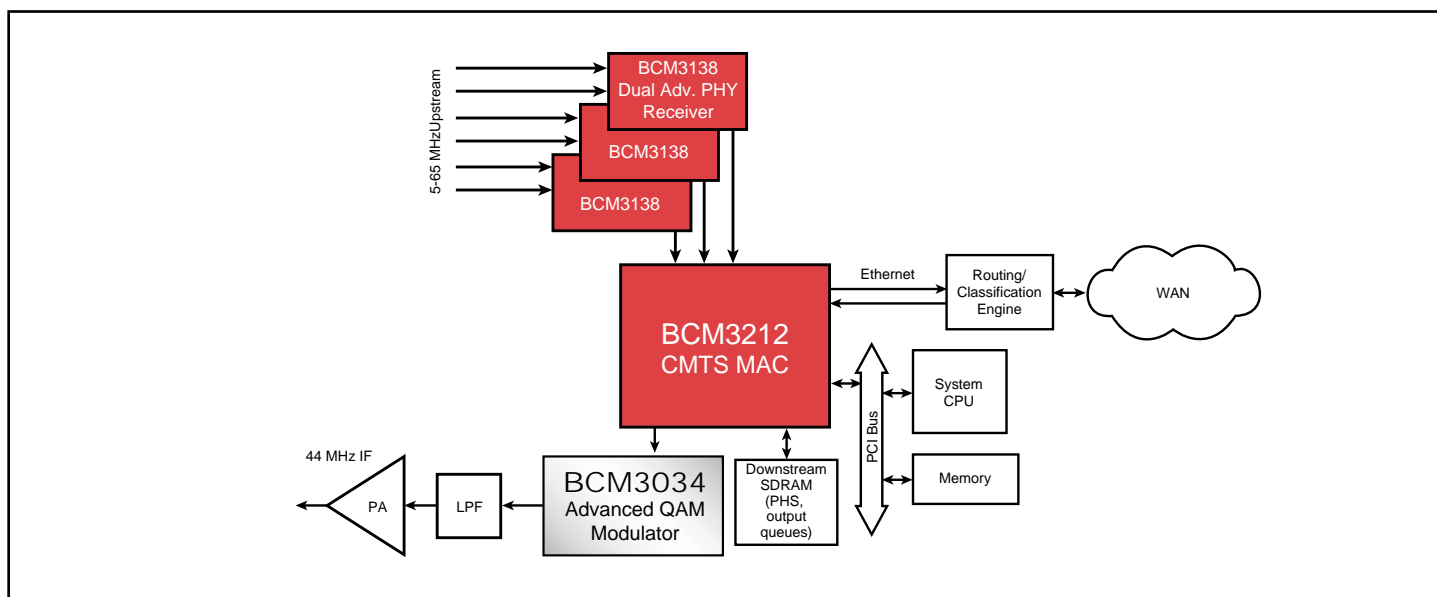
BCM3034 FEATURES

- **Integrated QAMLink Advanced downstream modulator**
 - Supports 4, 16, 32, 64, 128, 256, 512 and 1024 QAM
 - Variable symbol rates up to 10 Mbaud
 - Programmable 80-tap dual square-root Nyquist filters
 - Programmable complex 24-tap T/2 pre-distortion filter
 - Digital interpolation filters
 - Quadrature direct digital frequency synthesizer and upconverter
 - X/sinX filter for DAC distortion compensation
- **Fully integrated ITU-T J.83 Annex A (DVB/DAVIC/EuroDOCSIS /IEEE802.14), Annex B (DigiCipher II®/SCTE/DOCSIS/IEEE 802.14 and Annex C (Japan) FEC encoder**
 - All codes extended to support 512/1024-QAM
 - On chip 64K static RAM for interleaving
- **Integrated 10-bit digital-to-analog converter**
- **Integrated additional burst modulator for power management of CPE equipment**
- **Optional 12- or 14-bit digital IF output for external DAC**
- **I²C or SPI-compatible microcontroller interface**
- **JTAG test interface**
- **128-pin PQFP package**
- **Operates over industrial temperature range (-40 to +85 degrees C)**

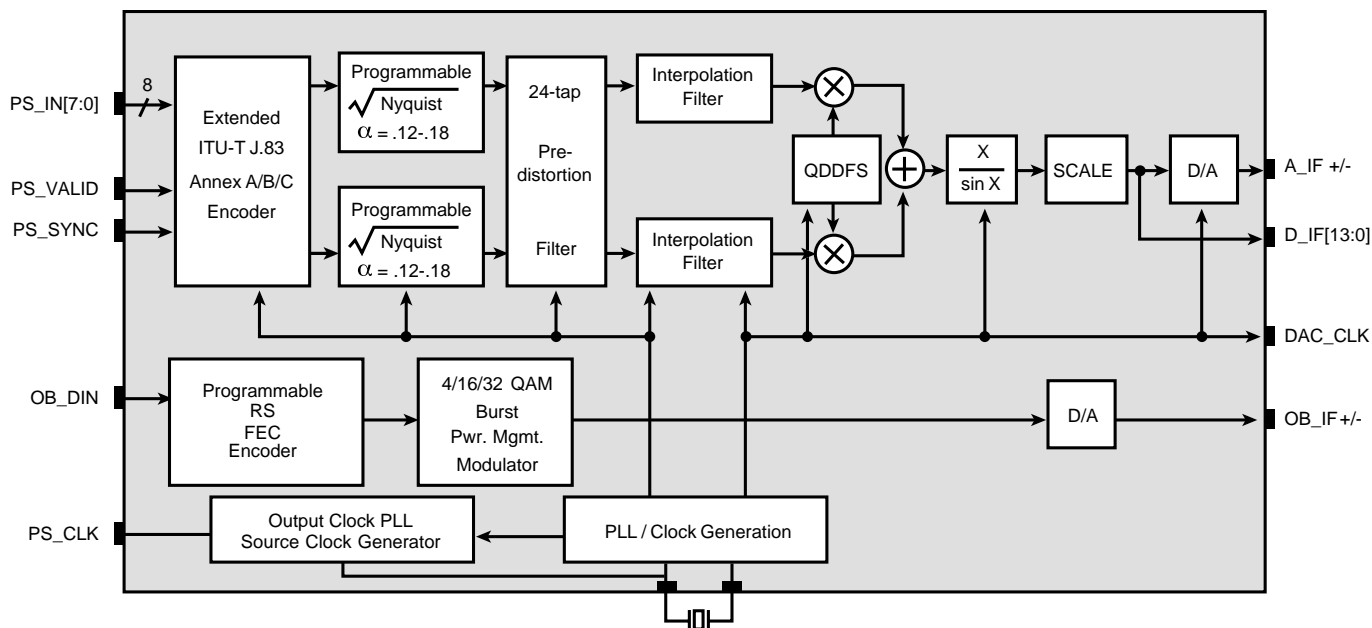
SUMMARY OF BENEFITS

- **Presents a high-performance, integrated solution for modulators in digital cable-TV head-end, Cable Modem Termination Systems (CMTS), digital microwave radio, SMATV and MMDS applications.**
- **An integrated solution that reduces board space and costs with:**
 - On-chip 64K static RAM to eliminate external RAM
 - Integrated 10-bit DAC with power control
 - Additional burst modulator for out-of-band signaling
 - Small footprint to enable high-density equipment
- **Improves bandwidth efficiency through 512/1024-QAM modulation.**
 - Enables advanced digital services over narrow RF channels.
- **Supports North American, European and Asian modulator standards enabling a single design for worldwide application.**
- **Programmable analog IF outputs up to 100 MHz simplifies image rejection filters.**
- **Programmable high-granularity digital output options remove the need for SAW filters in final RF stage while providing designers multiple options in DAC selection.**
- **Advanced functions deploys in harsh environments.**
 - Distributed CMTS in Hybrid Fiber Coaxial Fiber Node

Cable Modem Termination System (CMTS) Block Diagram



BCM3034 Block Diagram



The **BCM3034** QAMLink Universal Modulator is a highly integrated solution that significantly decreases the board space and cost of modulators in digital cable-TV head-ends, digital cable modem head-ends, digital microwave radio, SMATV and MMDS applications. The **BCM3034** features an advanced downstream QAM modulator that includes an extended ITU-T J.83 Annex A/B/C FEC encoder, an all-digital QAM modulator supporting up to 1024-QAM, and an integrated 10-bit D/A converter with power control. Additionally, the **BCM3034** includes a second modulator that can be used for out-of-band signaling or CPE power control.

The advanced downstream QAM modulator supports symbol rates up to 10 MBaud and symbol constellations from QPSK up to 1024-QAM, enabling up to 100 Mbps operation. The modulator accepts either a serial or parallel data stream, optionally recovers the data timing and encodes the data with one of the supported coding standards. The resulting stream of QAM symbols then enters the modulator where the data pulses are shaped by the dual programmable linear phase square-root Nyquist filters. Built-in coefficients are provided for these filters for industry-standard excess bandwidth factors ($\alpha = 12\%$, 15% or 18%). The filtered data is then passed through a 24-tap complex T/2-spaced predistortion filter. This filter allows the user to compensate for non-idealities, such as slope distortion,

introduced elsewhere in the RF portion of a design. Interpolation filters then upsample the signal to the output sample rate while providing additional signal filtering. A quadrature direct digital frequency synthesizer and I/Q modulator allows the QAM spectrum to be mixed to a precise output center frequency. The spectrum can then be predistorted by the integrated $X/\sin X$ filter to compensate for DAC distortion. The final signal can be output to the integrated 10-bit, 200-MS/s D/A converter, which includes differential analog outputs and a gain stage that can set the output power in 0.4 dB steps. Alternatively, a selectable 12- or 14-bit digital IF output can drive an external D/A converter with sufficient linearity to enable final RF sections that do not require the use of SAW filters to meet industry-standard RF output templates.

The **BCM3034** is a flexible, cost-effective worldwide solution. Because the chip accepts variable data rates and supports multiple digital transmission standards, manufacturers only need to develop one modulator for worldwide usage. The integrated feature set in the **BCM3034** significantly reduces the board space in modulators, giving manufactures a chip solution that is both cost-effective and easy to use.

Broadcom® and the pulse logo are registered trademarks of Broadcom Corporation and/or its subsidiaries in the United States and certain other countries.

For more information please contact us at:
Phone: 949-450-8700, FAX: 949-450-8710
Email: info@broadcom.com



Visit our web site at: www.broadcom.com

© 2001 by BROADCOM CORPORATION. All rights reserved.

3034-PB01-R-5.14.01

BROADCOM CORPORATION
16215 Alton Parkway, P.O. Box 57013
Irvine, California 92619-7013