

# Piezoelectric Accelerometer

**ENDEVCO  
MODEL  
7702A-17  
-50**

## Model 7702A-17 and -50

- To +550°F (+288°C),  
Temperature Compensated
- Hermetically Sealed
- Top Connector, 5/8" and  
3/4" Hex
- MIL-STD 740-2 Applications
- Requires No External Power
- ISOSHEAR®
- Low Base Strain Sensitivity

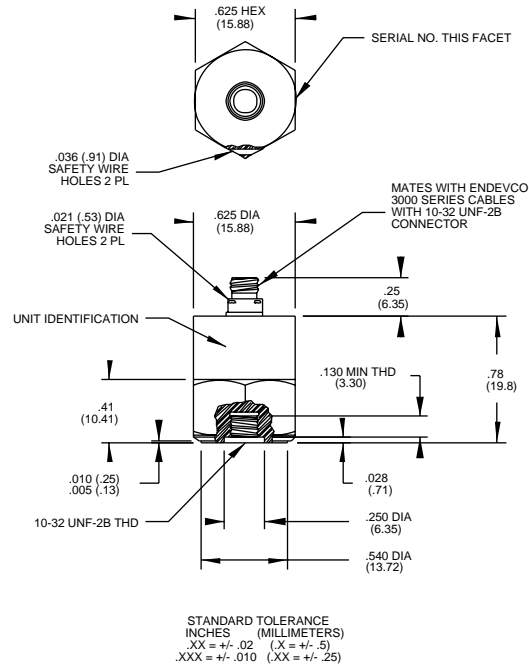


Actual size

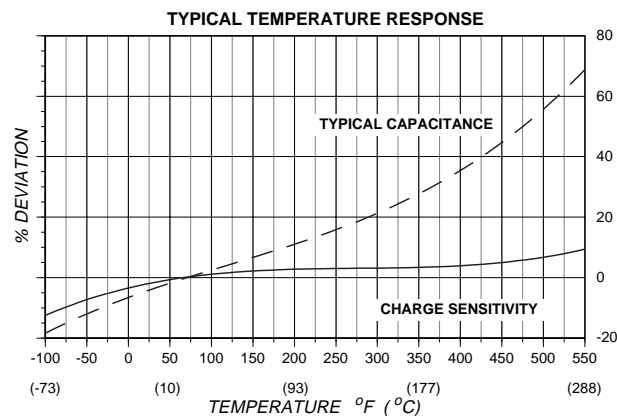
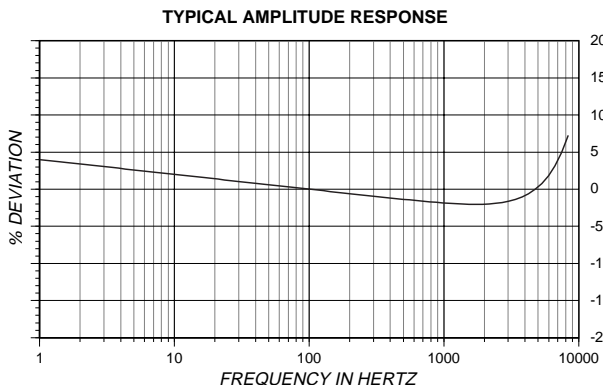
## DESCRIPTION

The ENDEVCO® Model 7702A-XXXX stud mounted, ISOSHEAR piezoelectric accelerometer is designed for general vibration measurement on structures and objects. The ISOSHEAR design is extremely stable and insensitive to such environmental inputs as base bending and thermal transients. This line of accelerometers has been tested in a radiation environment up to 1E8 rads without performance degradation. They are also capable of accurate vibration measurement up to +550°F (+288°C). These units are hermetically sealed against external contamination. The accelerometer is a self-generating device that requires no external power source for operation.

The Model 7702A-XXXX features ENDEVCO's PIEZITE® Type P-8 crystal element, operating in shear mode. Signal ground is connected to the outer case of the unit. When used with an isolated mounting stud, the accelerometer is electrically isolated from ground. The accelerometer features a 10-32 top-connector. A low-noise coaxial cable is supplied for error-free operation. The model number suffix indicates acceleration sensitivity in pC/g; i.e., 7702A-50 features output sensitivity of 50 pC/g.



ENDEVCO Signal Conditioner Models 133, 2775A or OASIS 2000 Computer-Controlled System are recommended for use with this high impedance accelerometer.



# ENDEVCO MODEL 7702A-17 -50

## Piezoelectric Accelerometer

### SPECIFICATIONS

The following performance specifications conform to ISA-RP-37.2 (1964) and are typical values, referenced at +75°F (+24°C) and 100 Hz, unless otherwise noted. Calibration data, traceable to National Institute of Standards and Technology (NIST), is supplied.

DYNAMIC CHARACTERISTICS	Units	-17	-50
CHARGE SENSITIVITY			
TYPICAL	pC/g	17	50
MINIMUM	pC/g	15	45
FREQUENCY RESPONSE		See Typical Amplitude Response	
RESONANCE FREQUENCY	kHz	45	26
AMPLITUDE RESPONSE [1]			
±5%	Hz	1 to 10 000	1 to 6000
±1dB	Hz	.5 to 15 000	.5 to 8000
TEMPERATURE RESPONSE		See Typical Curve	
TRANSVERSE SENSITIVITY	%		≤ 3
AMPLITUDE LINEARITY [2]	%	1/625g	1/250g
Per 250 g, 0 to 2000 g			

### ELECTRICAL CHARACTERISTICS

OUTPUT POLARITY		Acceleration directed into base of unit produces positive output at center socket of receptacle	
RESISTANCE	GΩ	≥ 10	≥ 10
CAPACITANCE	pF	2800	2800
GROUNDING		Signal return connected to case	

### ENVIRONMENTAL CHARACTERISTICS

TEMPERATURE RANGE [3]		-67°F to +550°F (-55°C to +288°C)	
HUMIDITY		Hermetically sealed	
SINUSOIDAL VIBRATION LIMIT	g pk	2500	2000
SHOCK LIMIT	g pk	12 000	10 000
BASE STRAIN SENSITIVITY	equiv. g pk/μ strain	0.004	0.0016
ELECTROMAGNETIC SENSITIVITY	equiv. g rms/gauss	0.0002	0.0002
THERMAL TRANSIENT SENSITIVITY	equiv. g pk/°F (°C)	0.01 (0.018)	0.004 (0.007)
RADIATION			
INTEGRATED GAMMA FLUX	rad	Up to 10 <sup>8</sup>	
INTEGRATED NEUTRON FLUX	N/cm <sup>2</sup>	Up to 10 <sup>10</sup>	

### PHYSICAL CHARACTERISTICS

DIMENSIONS		See Outline Drawing	
WEIGHT	gm (oz)	25 (0.9)	25 (0.9)
CASE MATERIAL		Stainless Steel	
CONNECTOR		Coaxial receptacle with 10-32 UNF threads designed to mate with Endevco Model 3000 Series Cable	
MOUNTING TORQUE	lbf-in (Nm)	18 (2)	

### CALIBRATION

SUPPLIED:			
CHARGE FREQUENCY RESPONSE	%	20 to 6000 Hz	
	dB	20-30K Hz	6000 Hz through resonance
CHARGE SENSITIVITY	pC/g		
MAXIMUM TRANSVERSE SENSITIVITY	%		
CAPACITANCE	pF		

### ACCESSORIES

Model 3090C-120 (10 ft)	CABLE ASSEMBLY for use to +550°F (+288°C)
Model 2981-3	MOUNTING STUD, 10-32 to 10-32

### OPTIONAL ACCESSORIES

Model 3075M6-120 (10 ft)	CABLE ASSEMBLY for use above +500°F (+260°C)
Model 2981-4	MOUNTING STUD, 10-32 to M5
Model 2771AM3	IN-LINE CHARGE CONVERTER FOR USE WITH CONSTANT CURRENT SOURCEModel 2950 TRIAXIAL MOUNTING BLOCK

### NOTES

1. Low-end response of the transducer is a function of its associated electronics.
2. Short duration shock pulses, such as those generated by metal-to-metal impacts, may excite transducer resonance and cause linearity errors. Send for TP290 for more details.
3. Charge output is temperature compensated.
4. Maintain high levels of precision and accuracy using Endevco's factory calibration services. Call Endevco's inside sales force at 800-982-6732 for recommended intervals, pricing and turn-around time for these services as well as for quotations on our standard products.

Continued product improvement necessitates that Endevco reserve the right to modify these specifications without notice. Endevco maintains a program of constant surveillance over all products to ensure a high level of reliability. This program includes attention to reliability factors during product design, the support of stringent Quality Control requirements, and compulsory corrective action procedures. These measures, together with conservative specifications have made the name Endevco synonymous with reliability.

ENDEVCO CORPORATION, 30700 RANCHO VIEJO ROAD, SAN JUAN CAPISTRANO, CA 92675 USA (800) 982-6732 (949) 493-8181 fax (949) 661-7231  
www.endevco.com Email:applications@endevco.com

0401